

Do not be anxious about anything, but in every situation, by prayer and petition, with thanksgiving, present your requests to God. And the peace of God, which transcends all understanding, will guard your hearts and your minds in Christ Jesus. (Philippians 4:6-7)

The Wider Mission Support

June 1, 2020 – March 31, 2021

WIDER MISSION SUPPORT

2020 - 2021

2019-2020

NORTH LUZON JURISDICTION	JUNE	JULY	AUGUST	SEPTEMBER	OCTOBER	NOVEMBER	DECEMBER	JANUARY	FEBRUARY	MARCH	TOTAL	June-Mar
Apayao Conference		8,670.00		2,000.00	2,103.90	2,000.00	3,500.00	3,175.00	3,520.00	3,500.00	28,468.90	21,279.75
Highland Conference				25,000.00	25,000.00	25,000.00		25,000.00		25,000.00	125,000.00	295,000.00
North Central Luzon Conference		26,133.65	14,981.37		24,459.07	14,365.23	27,133.61	32,139.72	9,196.92	55,221.23	203,630.80	218,359.16
North Luzon-Amburayan Conference				10,000.00	20,000.00			70,000.00			100,000.00	130,500.00
Northeast Luzon Conference	54,967.00		6,800.00	11,000.00	14,000.00	10,700.00	10,500.00	15,500.00	39,500.00	32,000.00	194,967.00	160,960.18
Northwest Luzon Conference		45,163.84	15,382.14		25,248.15	7,788.96	14,929.89		10,991.83	8,725.38	128,230.19	100,409.95
North Highland Conference	65,805.00	50,000.00	102,177.81	76,451.63	53,429.00	64,279.00	97,042.29	54,042.25	15,085.00	50,279.00	628,590.98	620,718.00
Middle Higland Conference	15,655.00	34,593.00	7,920.00	8,116.00	19,172.00	13,491.00	11,888.00	8,901.00	18,574.00	17,109.00	155,419.00	105,891.50
New Abra Conference (ISAC)		6,000.00		2,500.00	5,000.00	6,000.00	5,000.00		11,000.00	6,000.00	41,500.00	29,000.00
sub-total	136,427.00	170,560.49	147,261.32	135,067.63	188,412.12	143,624.19	169,993.79	208,757.97	107,867.75	197,834.61	1,605,806.87	1,682,118.54
MIDDLE LUZON JURISDICTION												
United Metropolis Conference	25,000.00	30,000.00	20,121.95	30,447.07	46,056.97	46,282.83	56,290.73	40,166.27	39,926.03	50,977.02	385,268.87	665,171.39
Lowland Cavite - South Manila Conference	45,785.00		42,000.00		47,000.00	55,000.00	155,687.00	100,000.00	100,000.00	85,718.22	631,190.22	984,394.87
West Central Luzon Conference					62,795.45	52,000.00		52,000.00	31,000.00	18,000.00	215,795.45	142,404.55
Northeast Nueva Ecija Asso. Conference						6,000.00			15,000.00	2,000.00	23,000.00	45,000.00
Central Luzon Conference									3,329.42		3,329.42	36,947.45
Manila North Conference					50,000.00			45,000.00	40,000.00		135,000.00	130,218.00
sub-total	70,785.00	30,000.00	62,121.95	30,447.07	205,852.42	159,282.83	211,977.73	237,166.27	229,255.45	156,695.24	1,393,583.96	2,004,136.26
SOUTH LUZON JURISDICTION												
Upland Cavite Conference	58,001.76	40,000.00		28,341.92	11,780.34	46,658.25	77,643.23	22,060.63	39,177.18	15,493.91	339,157.22	822,301.58
Batangas Associate Conference	56,724.40	18,361.99	58,557.72	35,177.78	46,608.11	33,268.11	34,317.26	37,398.13	22,120.34	52,317.97	394,851.81	425,877.83
Oriental Mindoro Conference		2,050.00				2,000.00	2,800.00	3,000.00	2,400.00	2,350.00	14,600.00	23,500.00
Occidental Mindoro Associate Conference	2,450.00	2,300.00		1,200.00	1,882.00	5,121.00		4,900.00	2,100.00	3,000.00	22,953.00	23,177.00
Southern Tagalog Conference	21,147.09	27,657.98	16,801.70	18,290.32	28,721.52	28,698.00	24,490.25		20,062.13	10,271.50	196,140.49	290,126.55
North Bicol Conference					47,959.48		66,570.81	124,710.05		131,957.41	371,197.75	440,598.37
South Bicol Conference						40,899.73	16,199.88		42,925.55		100,025.16	119,604.82
Northeast Southern Tagalog Conference		47,579.68	62,040.82			192,042.52		174,688.66		93,238.70	569,590.38	612,856.55
Palawan Associate Conference	3,294.94	4,949.72	3,989.14	4,349.78	5,950.00	4,256.25	4,020.82	4,078.94	4,049.92	5,049.86	43,989.37	30,855.00
sub-total	141,618.19	142,899.37	141,389.38	87,359.80	142,901.45	352,943.86	226,042.25	370,836.41	132,835.12	313,679.35	2,052,505.18	2,788,897.70

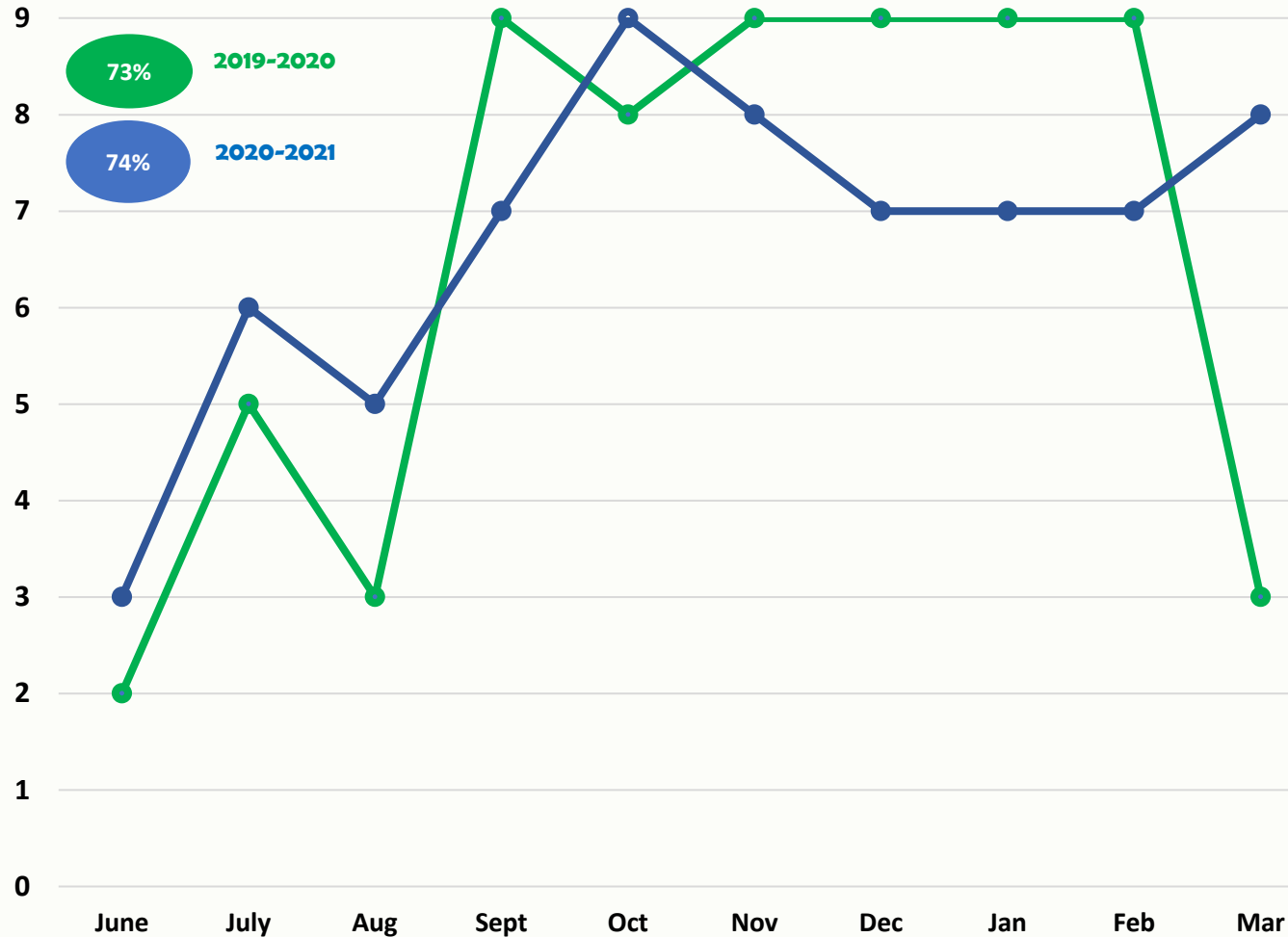
WIDER MISSION SUPPORT

2020 - 2021

2019-2020

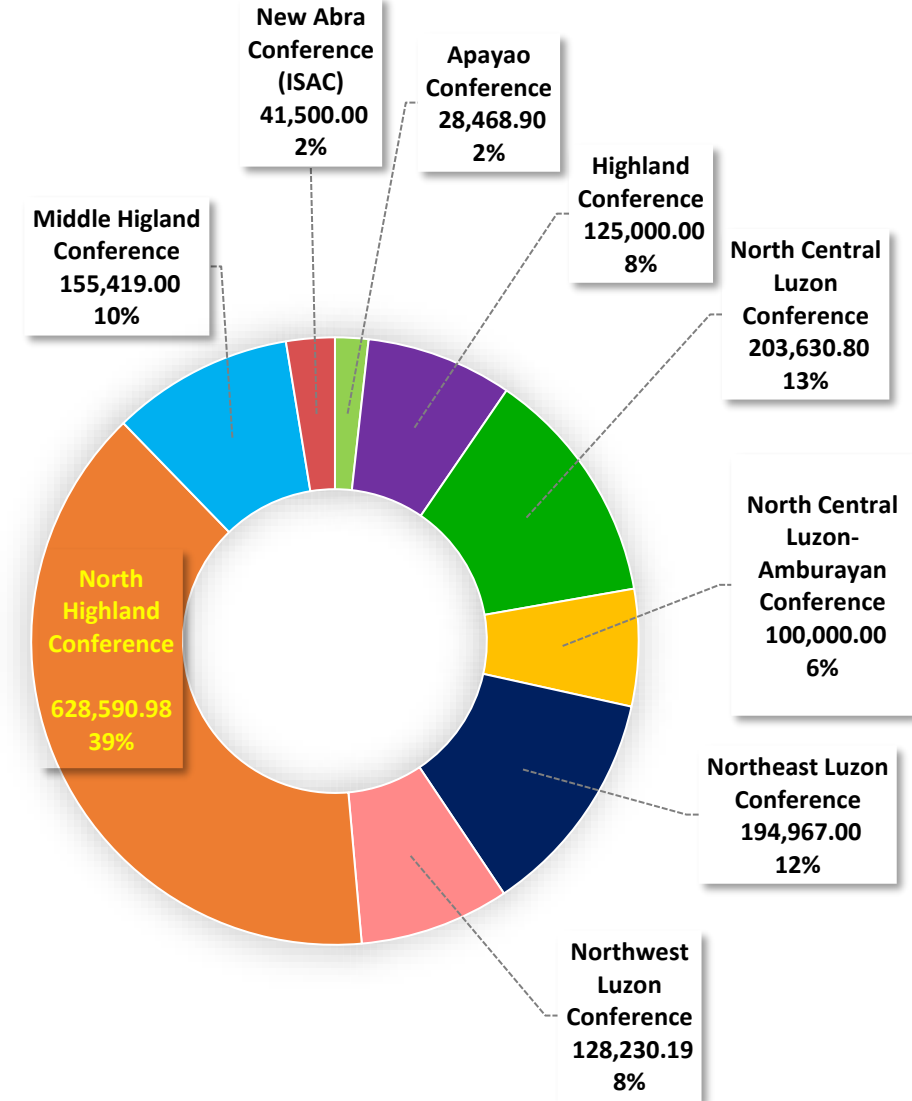
WESTERN VISAYAS JURISDICTION	JUNE	JULY	AUGUST	SEPTEMBER	OCTOBER	NOVEMBER	DECEMBER	JANUARY	FEBRUARY	MARCH	TOTAL	June-Mar
Bohol Conference			14,339.95		21,806.75		11,549.99	12,449.50	12,700.50	15,299.75	88,146.44	167,943.00
Cebu Conference			131,849.45	69,506.80	19,666.66	89,713.79	35,926.35	66,066.62	106,029.64	88,247.08	607,006.39	594,109.69
North Negros Conference							46,450.00				46,450.00	113,235.00
Negros District Conference												-
Central Negros Associate Conference		6,136.00		14,474.47		14,000.00				28,573.50	63,183.97	37,294.35
Western Visayas Conference		7,534.71	3,432.00	9,750.24	4,200.00	6,812.12	5,751.74		9,256.70	8,447.25	55,184.76	51,394.56
sub-total	-	13,670.71	149,621.40	93,731.51	45,673.41	110,525.91	99,678.08	78,516.12	127,986.84	140,567.58	859,971.56	963,976.60
EASTERN VISAYAS JURISDICTION												
Masbate Conference		1,500.00	7,781.00		6,300.00	3,200.00	1,600.00	2,323.00	1,800.00	2,000.00	26,504.00	40,000.00
Northeastern Leyte-Biliran Conference					14,563.26						14,563.26	42,794.60
Samar Island District Conference		21,261.00	7,438.00	5,503.00		8,500.00		7,303.00	8,471.00	13,953.00	72,429.00	73,344.00
Southern Western Leyte Conference	50,250.00		101,550.00	51,050.00	51,450.00	51,700.00	51,850.00	51,900.00	51,988.00	51,995.00	513,733.00	462,175.00
Northern Western Samar Conference		10,000.00			15,000.00			50,000.00		20,000.00	95,000.00	22,000.00
sub-total	50,250.00	32,761.00	116,769.00	56,553.00	87,313.26	63,400.00	53,450.00	111,526.00	62,259.00	87,948.00	722,229.26	640,313.60
SOUTHEAST MINDANAO JURISDICTION												
Surigao-Dinagat District Conference	30,464.00	65,623.59	74,374.22	6,878.75	5,445.92	15,000.00	33,434.49	131,039.28	121,678.89	30,000.00	513,939.14	462,741.50
Associate Conference of Surigao	100,278.65		122,362.65				158,429.89	155,283.84	62,219.82	51,722.82	650,297.67	334,370.86
Agusan District Conference		130,928.30		84,457.20	98,942.85	85,777.40	74,094.00	116,874.80	175,151.80	219,889.85	986,116.20	773,046.90
Cotabato Annual Conference			5,000.00	10,000.00	10,000.00		10,000.00		130,000.00	20,000.00	185,000.00	318,054.00
South Cotabato Sarangani District Conf.	4,000.00	4,600.00	5,000.00		10,000.00	7,340.00	18,498.00	9,545.75	12,627.00	12,822.00	84,432.75	64,547.75
Northeastern Davao District Conference	34,754.30	30,000.00	47,779.00	59,498.70	39,000.00	35,000.00	48,200.00	65,000.00	44,188.00	68,646.00	472,066.00	509,378.40
Southern Mindanao District Conference		35,000.00		27,872.45	28,222.44					20,000.00	111,094.89	288,671.30
sub-total	169,496.95	266,151.89	254,515.87	188,707.10	191,611.21	143,117.40	342,656.38	477,743.67	545,865.51	423,080.67	3,002,946.65	2,750,810.71
NORTHWEST MINDANAO JURISDICTION												
Lanao District Conference	12,000.00	10,000.00		10,000.00	11,000.00	11,000.00	10,117.00		14,123.00	12,118.00	90,358.00	71,000.00
Central Mindanao Annual Conference		75,351.85	93,790.30			51,902.76		73,974.46	86,737.48	84,435.56	466,192.41	567,967.12
Bukidnon Area Conference	24,612.37		19,350.75	21,473.17	44,089.65	32,496.81	42,448.73	39,613.42	34,617.19	35,291.38	293,993.47	431,349.26
District Conf. of Northern Mindanao		81,320.00		159,400.00	50,000.00	50,000.00		60,000.00	50,000.00	57,000.00	507,720.00	418,750.85
Western Mindanao Conference		148,188.50		68,265.25	122,395.00		66,959.00	157,178.25	31,623.00	58,838.25	653,447.25	626,074.25
District Conf. of Southern Zamboanga	24,000.00		15,000.00		9,000.00	20,000.00	10,000.00	10,500.00	10,000.00	10,000.00	108,500.00	96,000.00
District Conf. of Northern Zamboanga		15,000.00				32,148.00	22,864.00	39,500.00	26,950.00	24,235.00	160,697.00	237,301.37
sub-total	60,612.37	329,860.35	128,141.05	259,138.42	236,484.65	197,547.57	152,388.73	380,766.13	254,050.67	281,918.19	2,280,908.13	2,448,442.85
GRAND TOTAL	629,189.51	985,903.81	999,819.97	851,004.53	1,098,248.52	1,170,441.76	1,256,186.96	1,865,312.57	1,460,119.84	1,601,723.64	11,917,951.61	13,278,696.26

NORTH LUZON JURISDICTION -P- 1,605,806.87



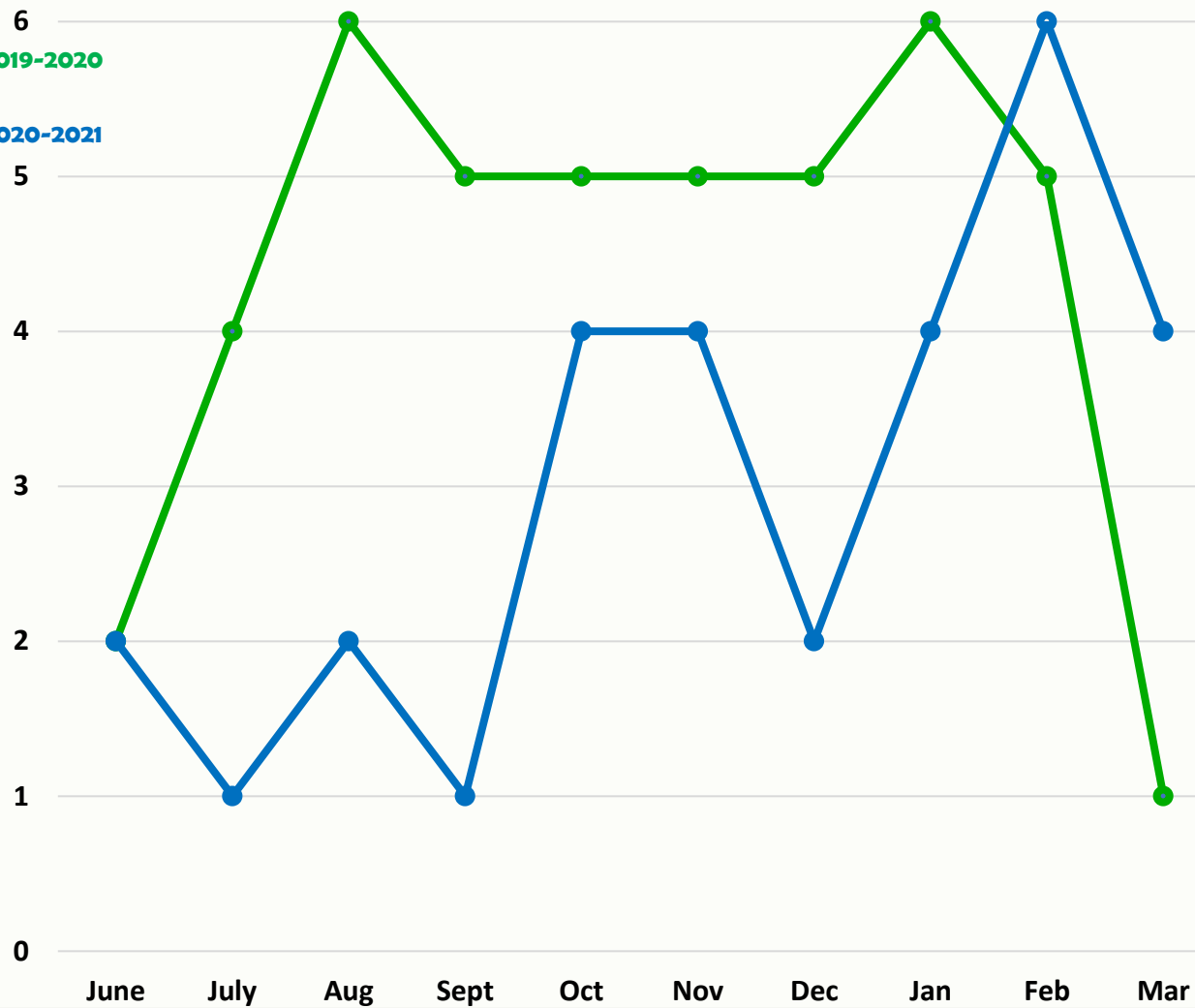
CONFERENCES' PARTICIPATION

2019-2020	2	5	3	9	8	9	9	9	9	3
2020-2021	3	6	5	7	9	8	7	7	7	8



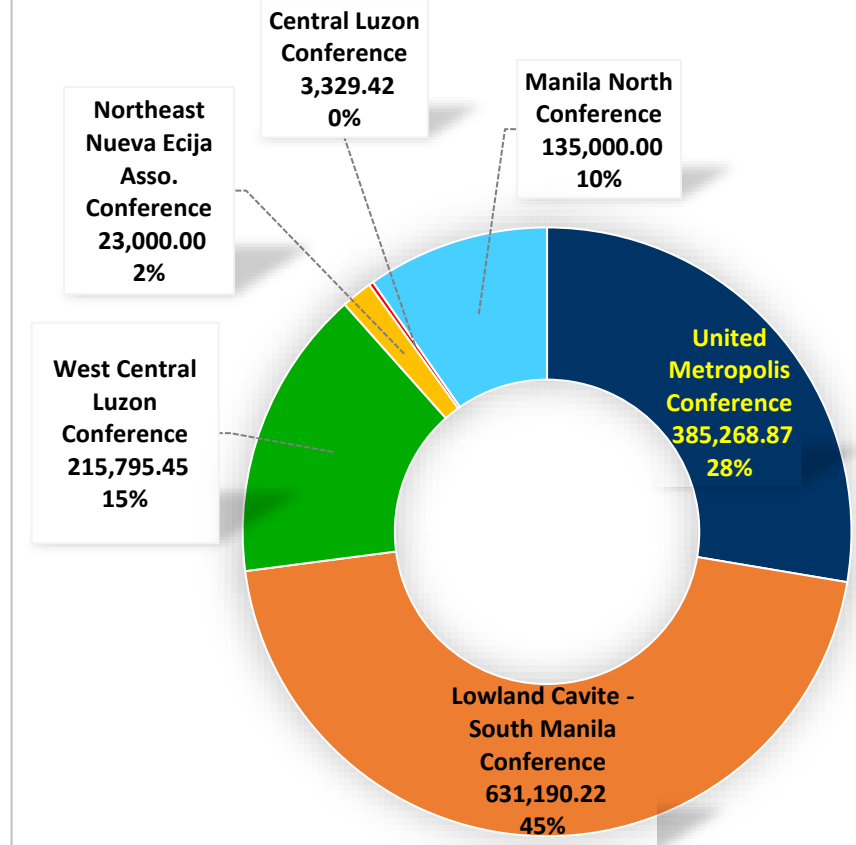
MIDDLE LUZON JURISDICTION -P- 1,393,583.96

73% 2019-2020
50% 2020-2021

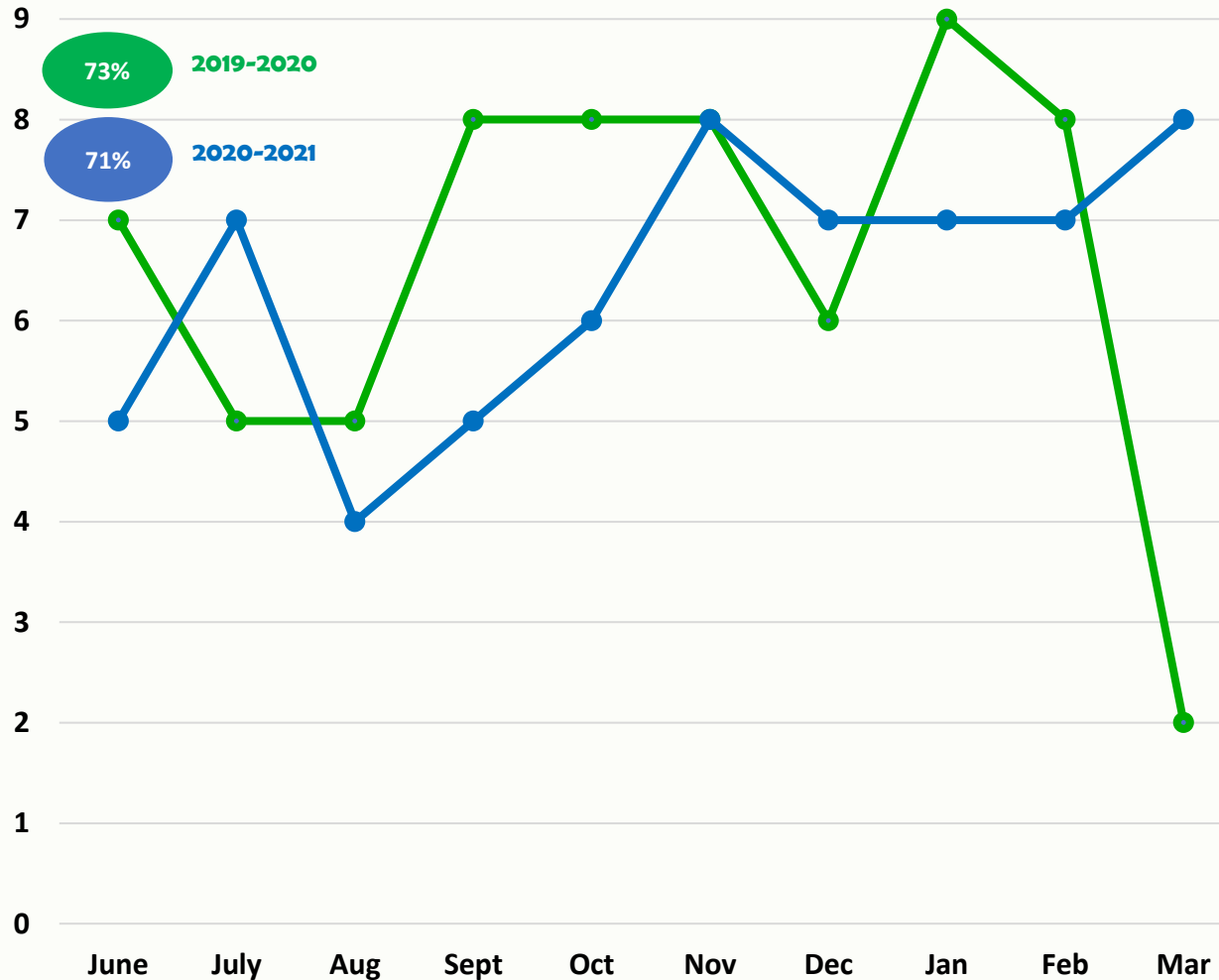


CONFERENCES' PARTICIPATION

2019-2020	2	4	6	5	5	5	5	6	5	1
2020-2021	2	1	2	1	4	4	2	4	6	4

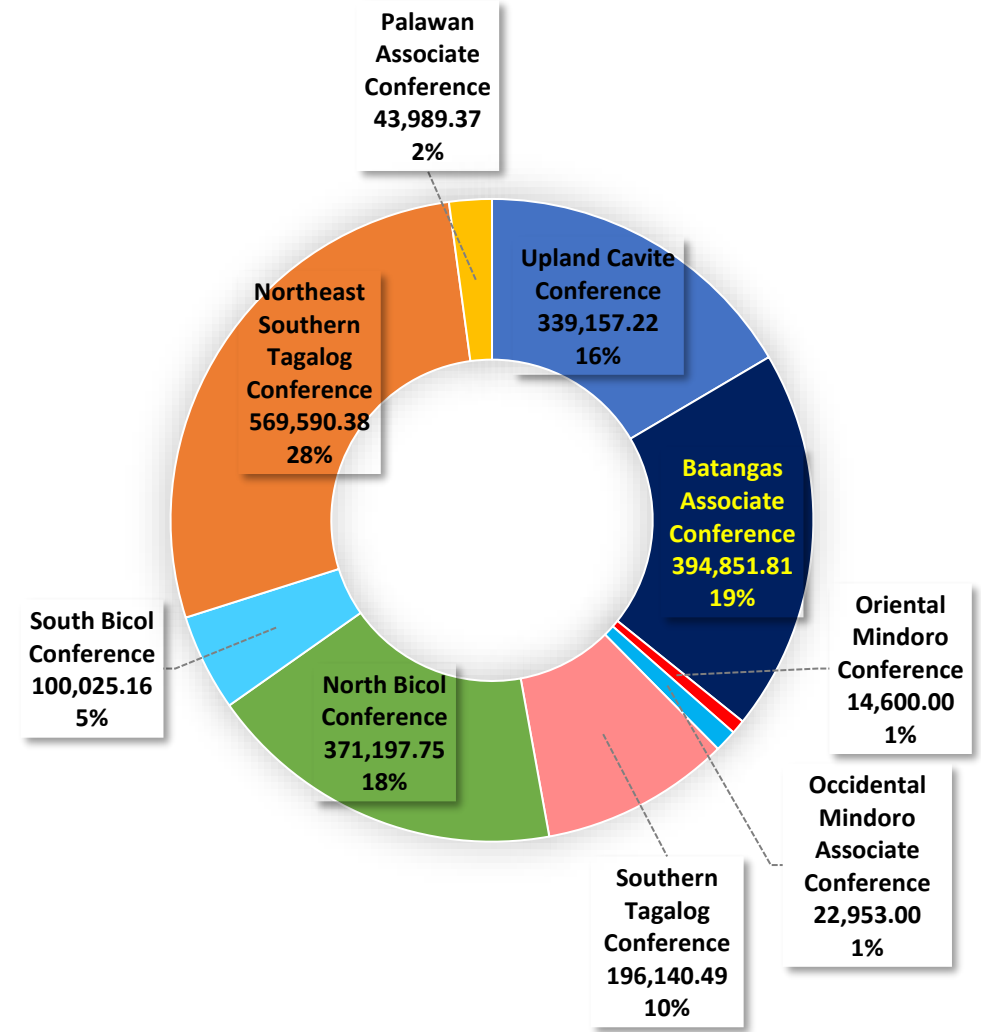


SOUTH LUZON JURISDICTION -P- 2,052,505.18

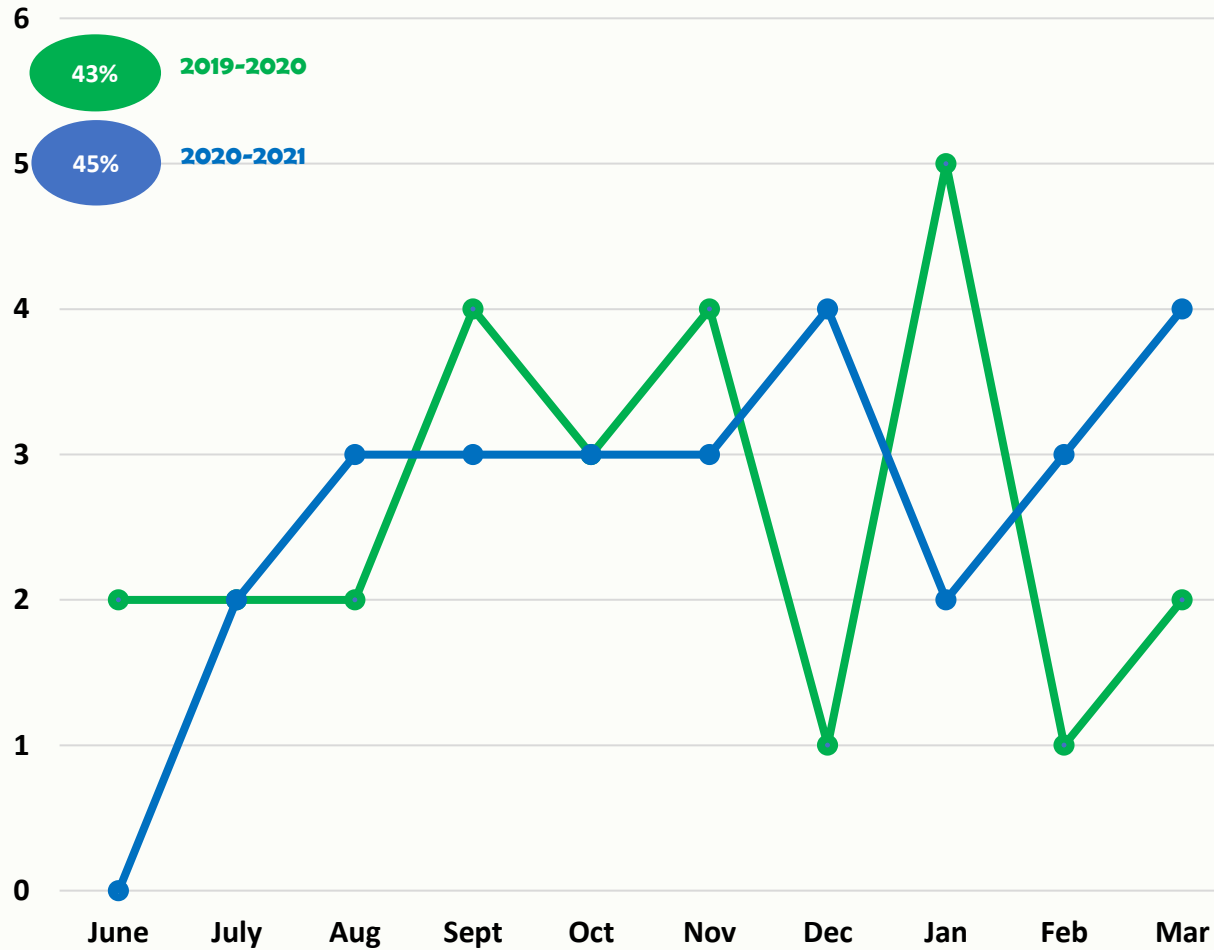


CONFERENCES' PARTICIPATION

2019-2020	7	5	5	8	8	8	6	9	8	2
2020-2021	5	7	4	5	6	8	7	7	7	8

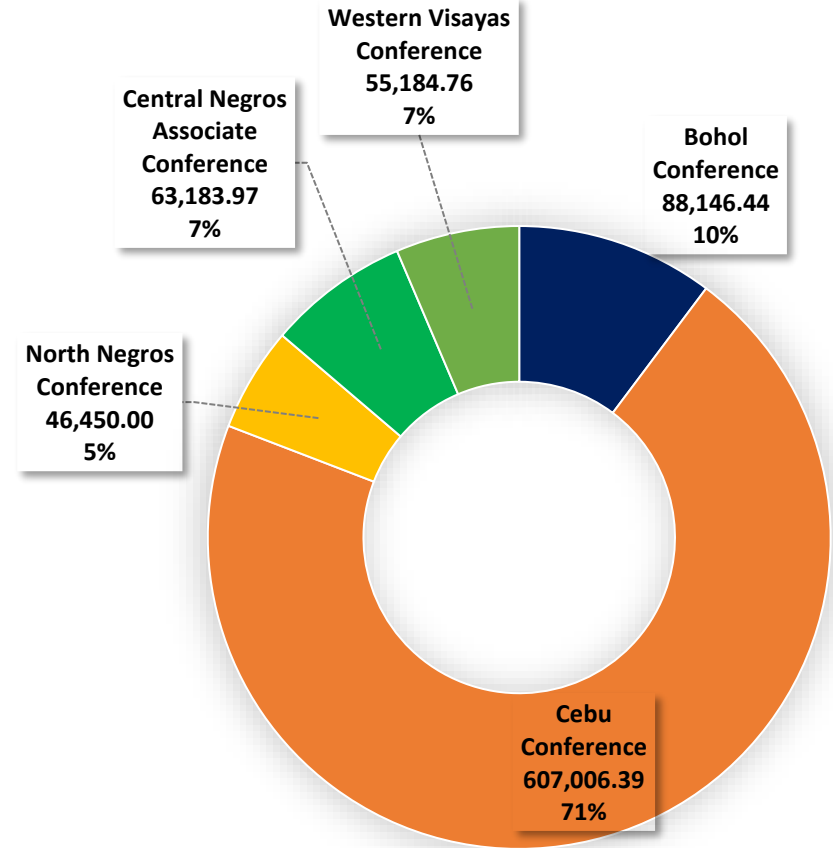


WEST VISAYAS JURISDICTION -P- 859,971.56

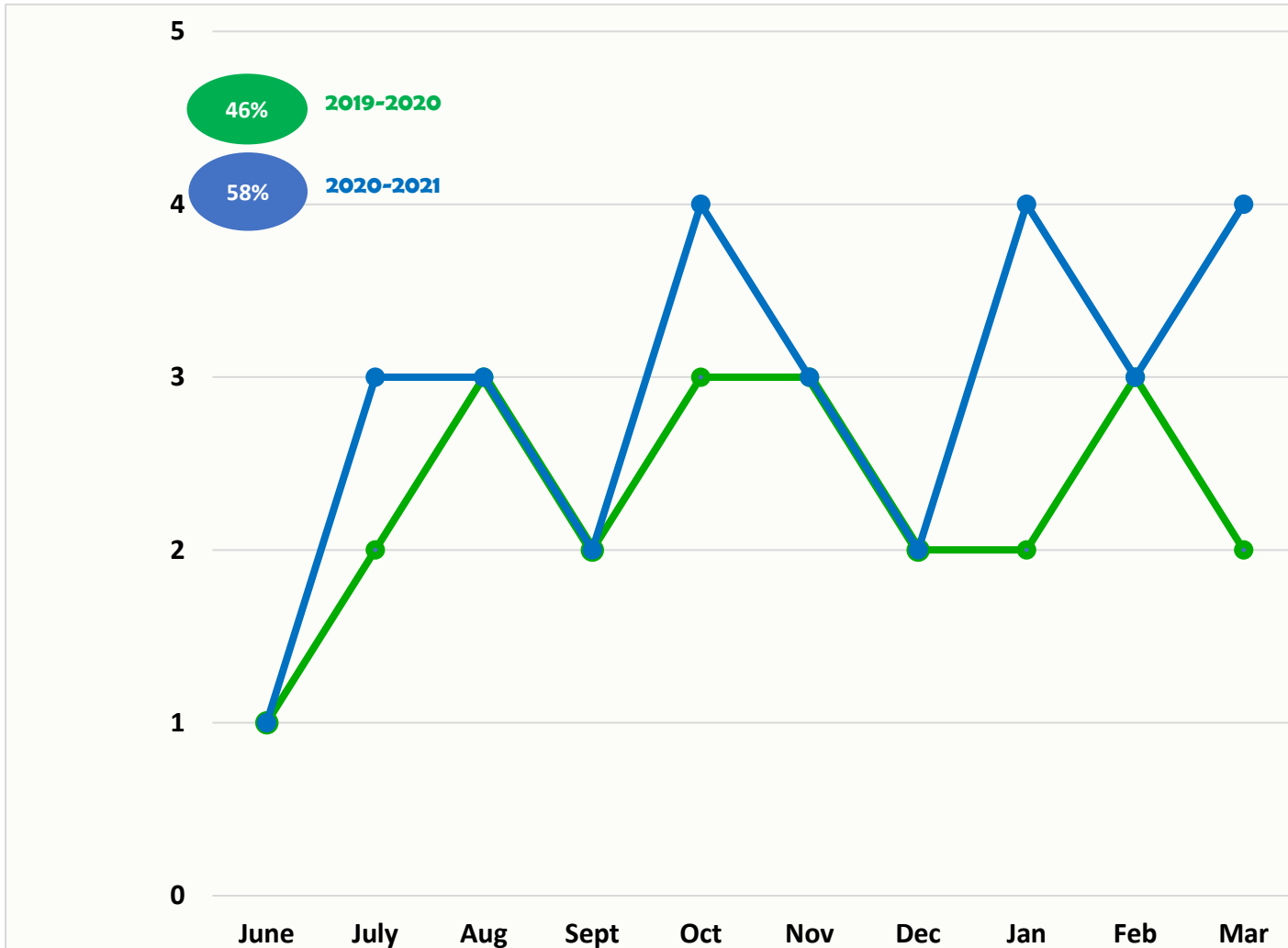


CONFERENCES' PARTICIPATION

2019-2020	2	2	2	4	3	4	1	5	1	2
2020-2021	0	2	3	3	3	3	4	2	3	4

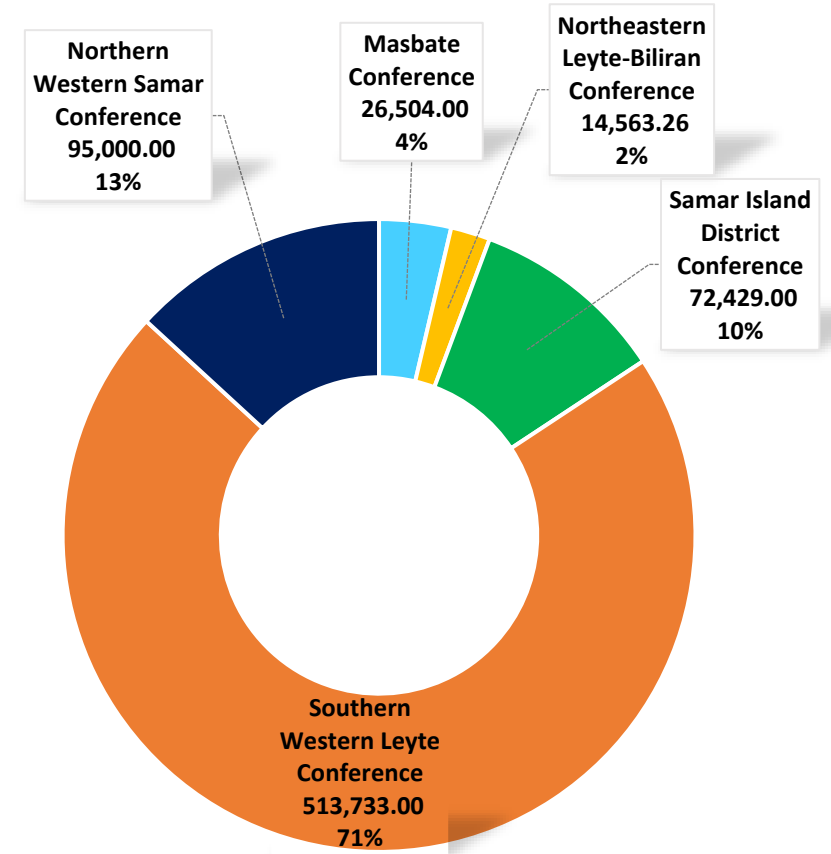


EAST VISAYAS JURISDICTION -P- 722,229.26

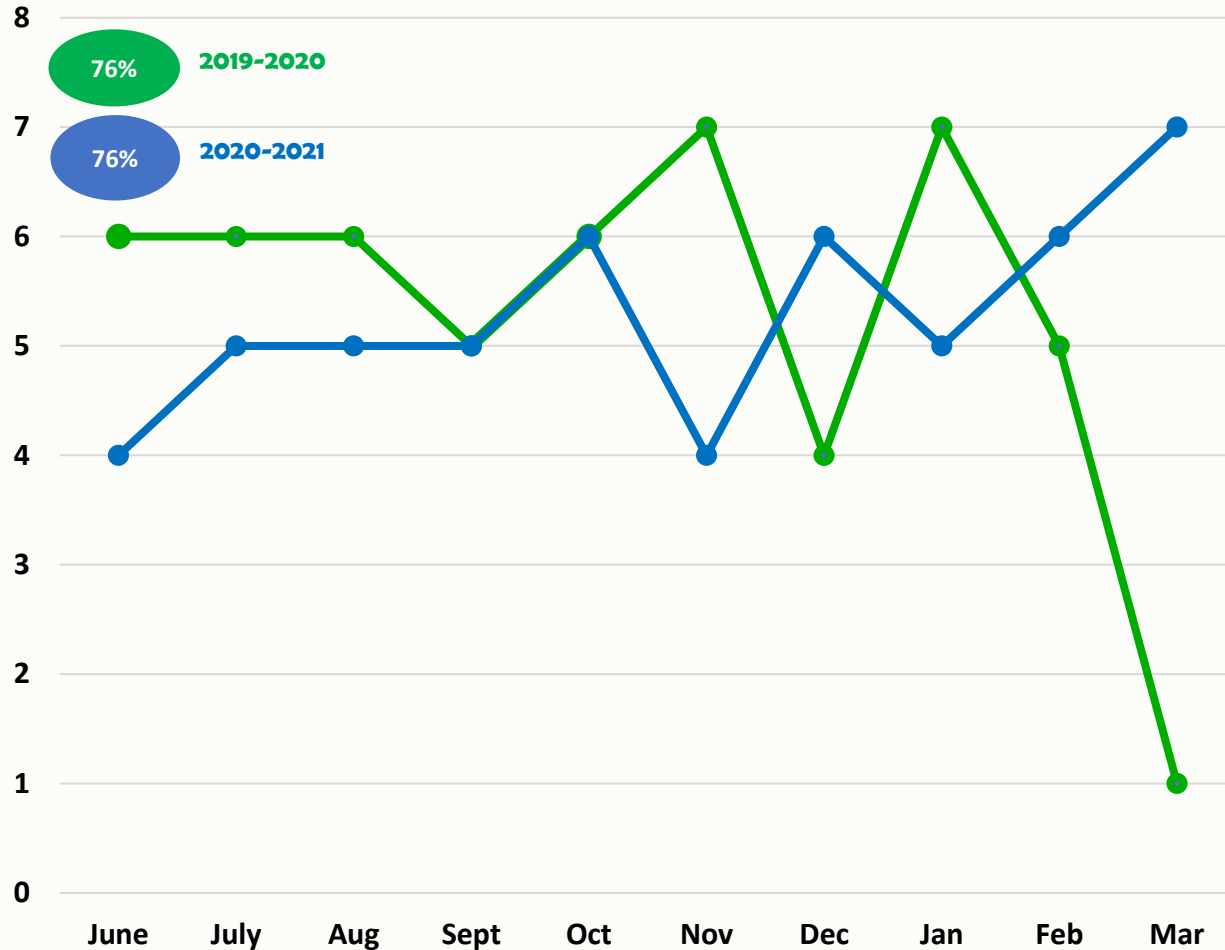


CONFERENCES' PARTICIPATION

2019-2020	1	2	3	2	3	3	2	2	3	2
2020-2021	1	3	3	2	4	3	2	4	3	4

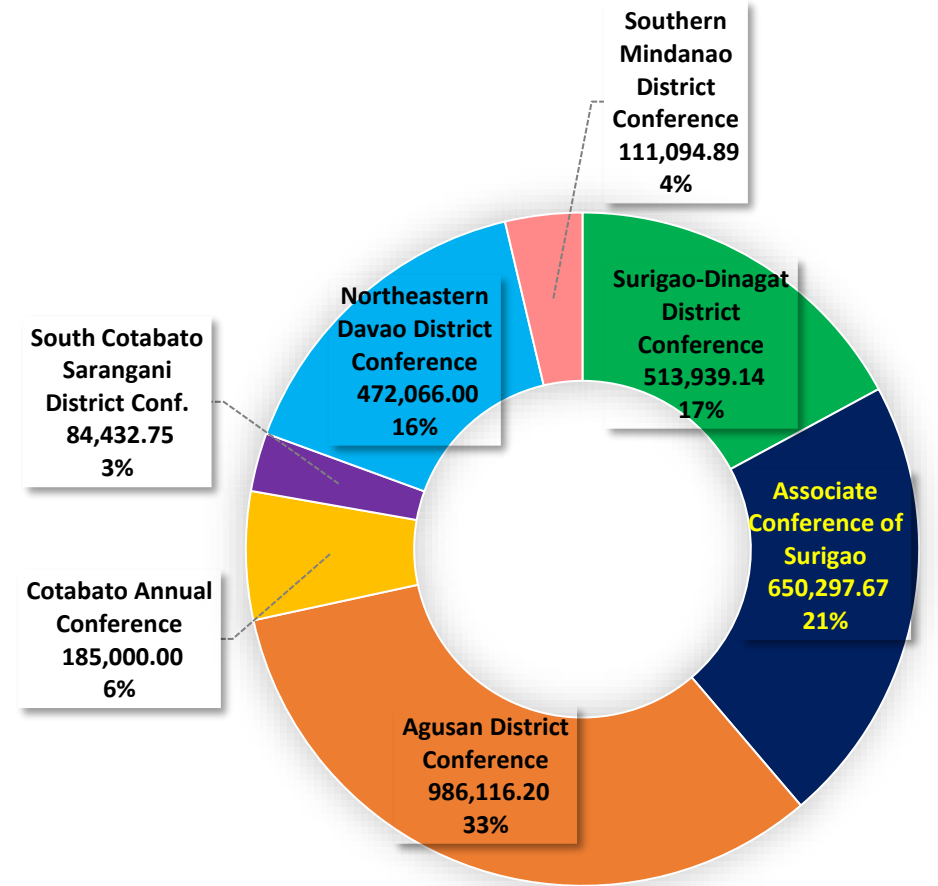


SOUTHEAST MINDANAO JURISDICTION –P- 3,002,946.65

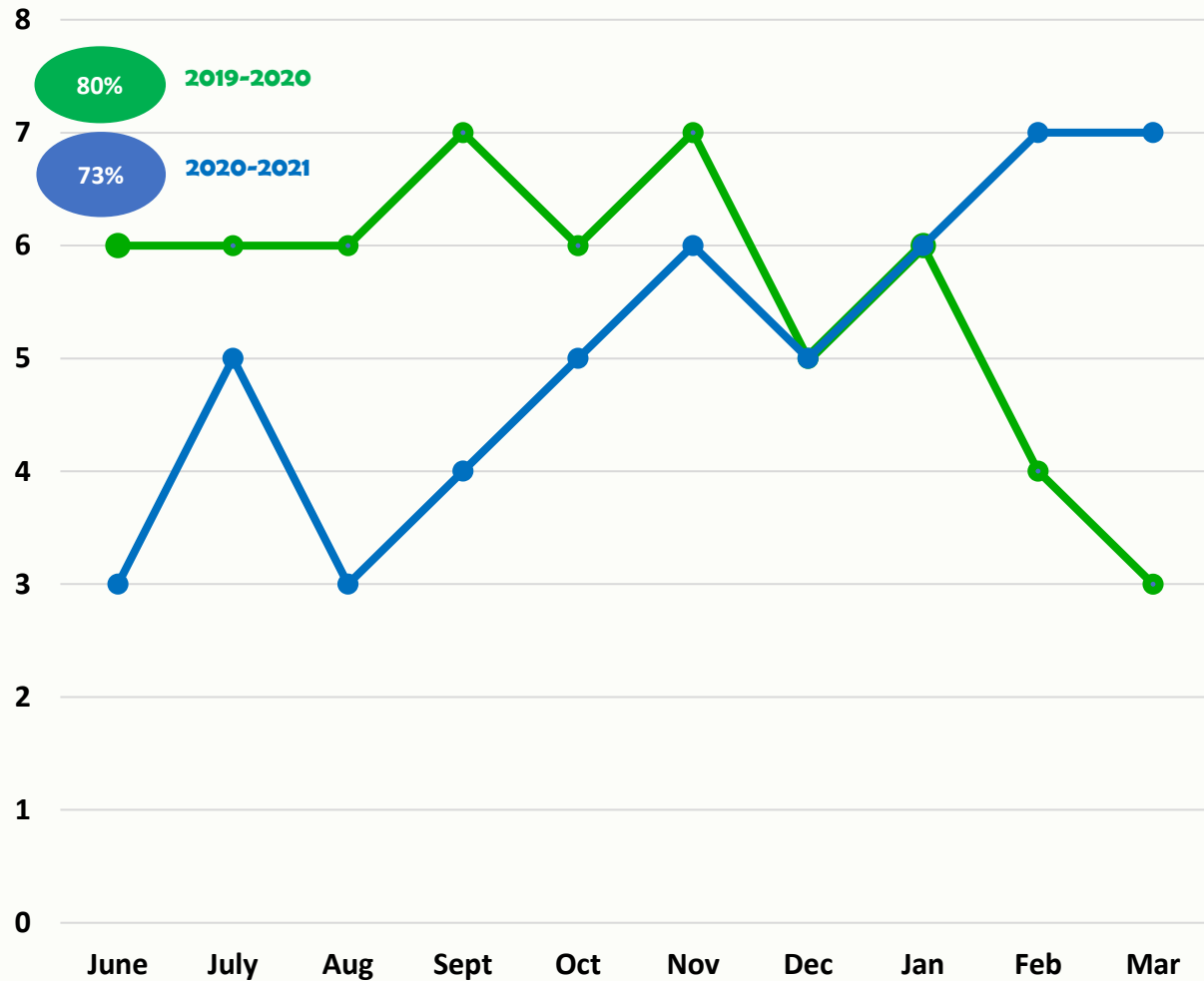


CONFERENCES' PARTICIPATION

2019-2020	6	6	6	5	6	7	4	7	5	1
2020-2021	4	5	5	5	6	4	6	5	6	7

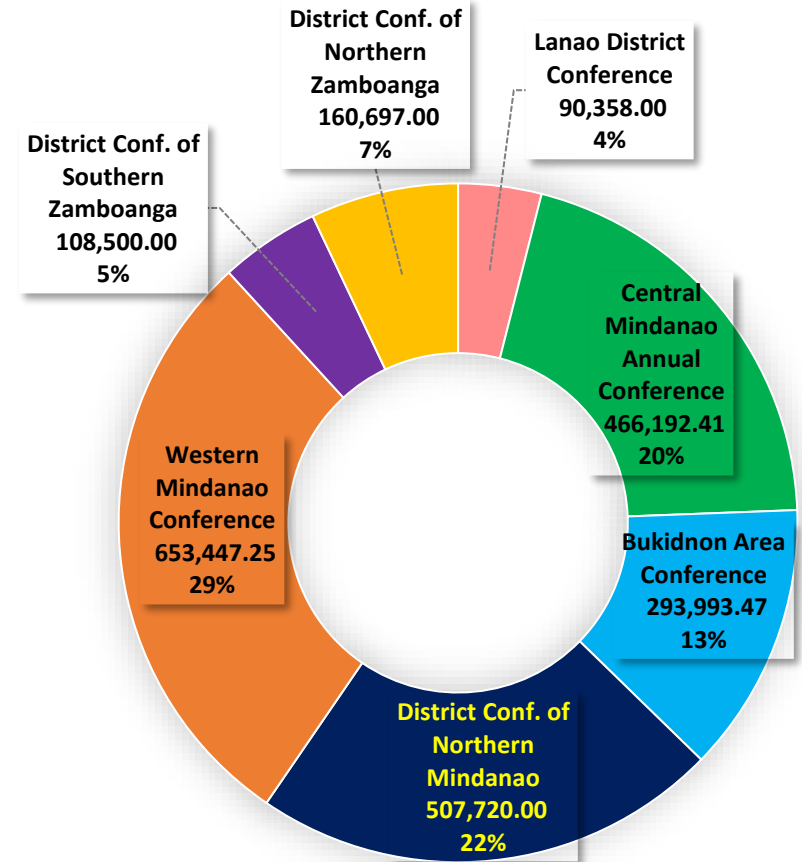


NORTHWEST MINDANAO JURISDICTION –P- 2,280,908.13

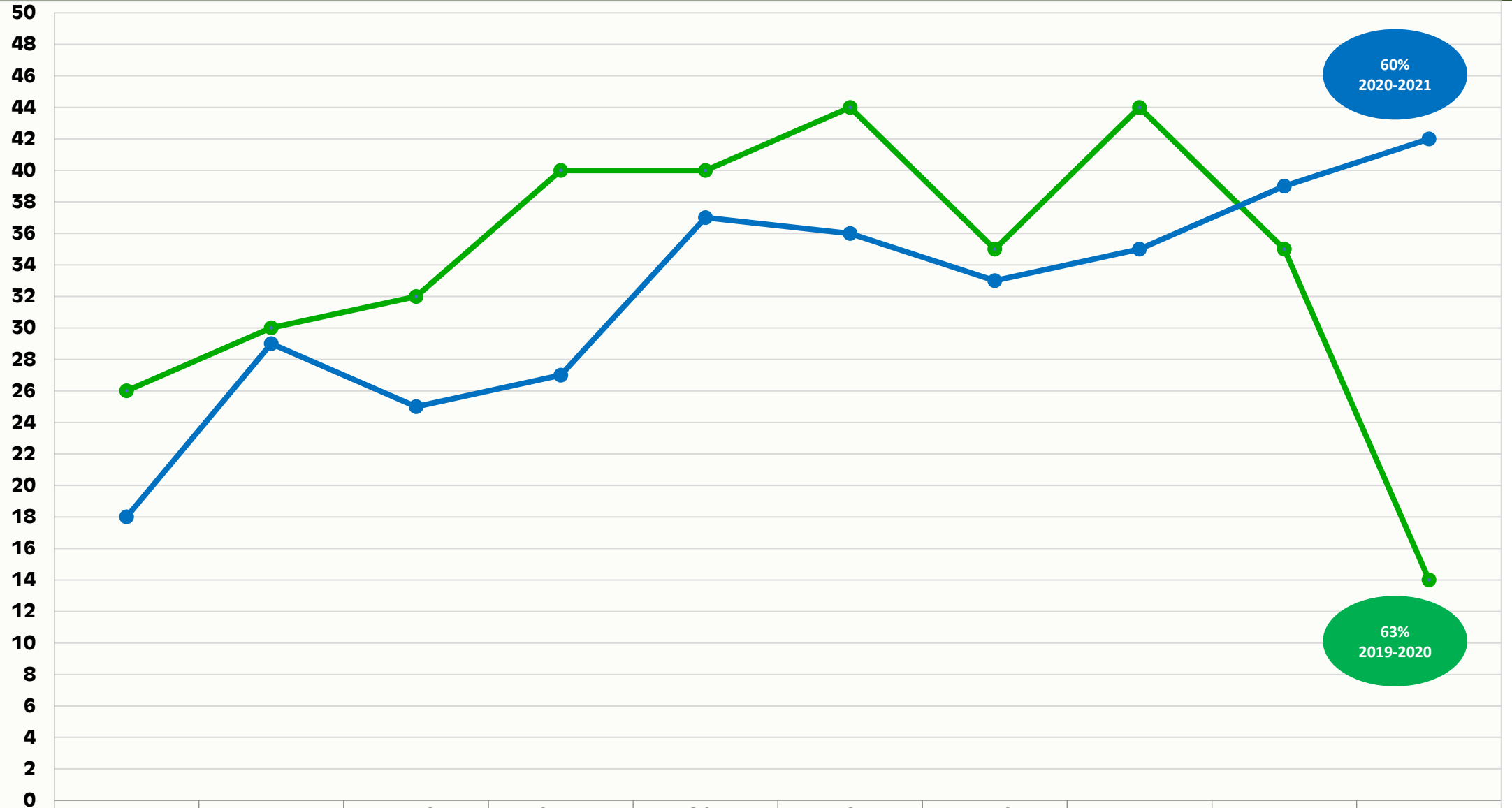


CONFERENCES' PARTICIPATION

2019-2020	6	6	6	7	6	7	5	6	4	3
2020-2021	3	5	3	4	5	6	5	6	7	7



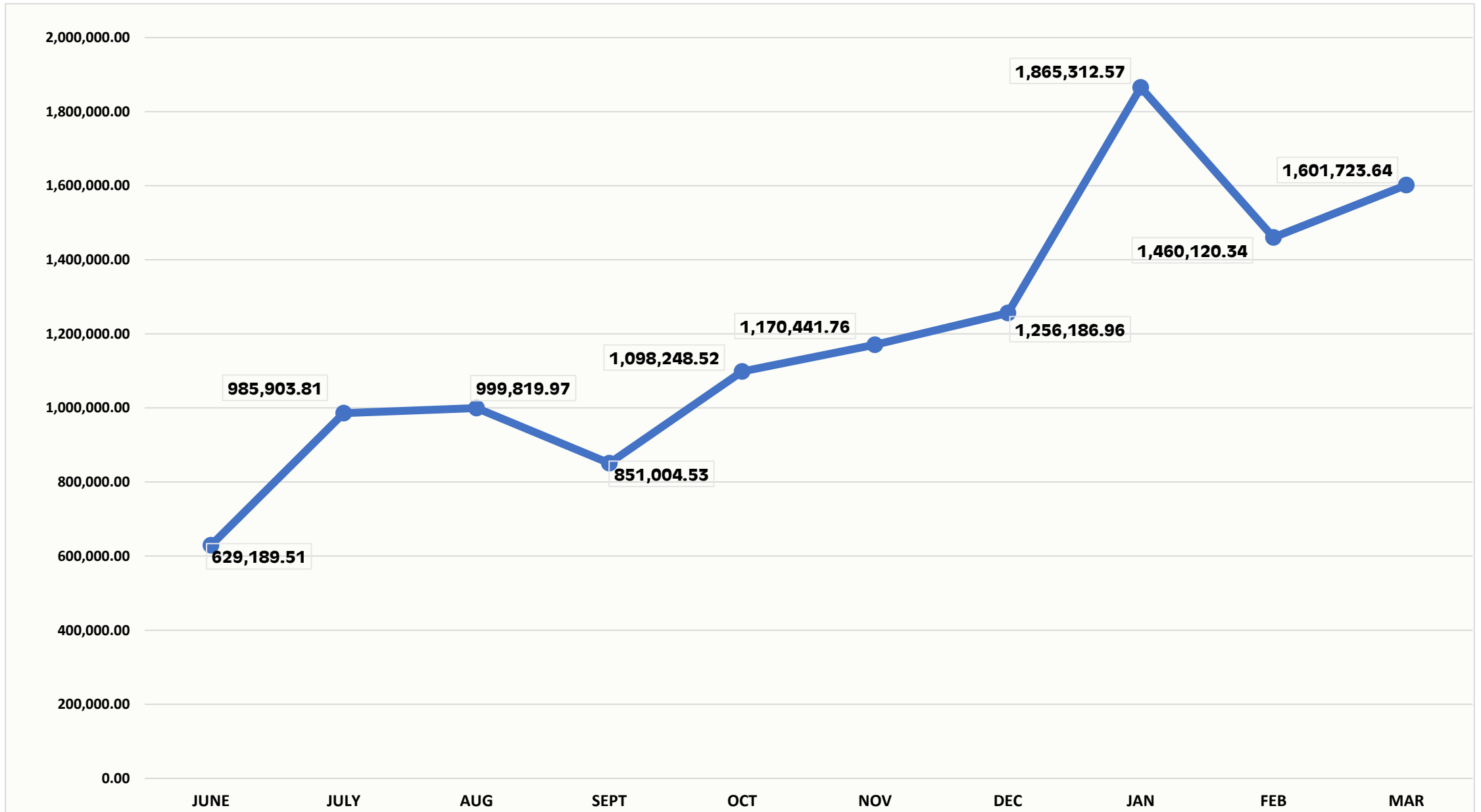
COMPARATIVE PARTICIPATION OF THE CONFERENCES



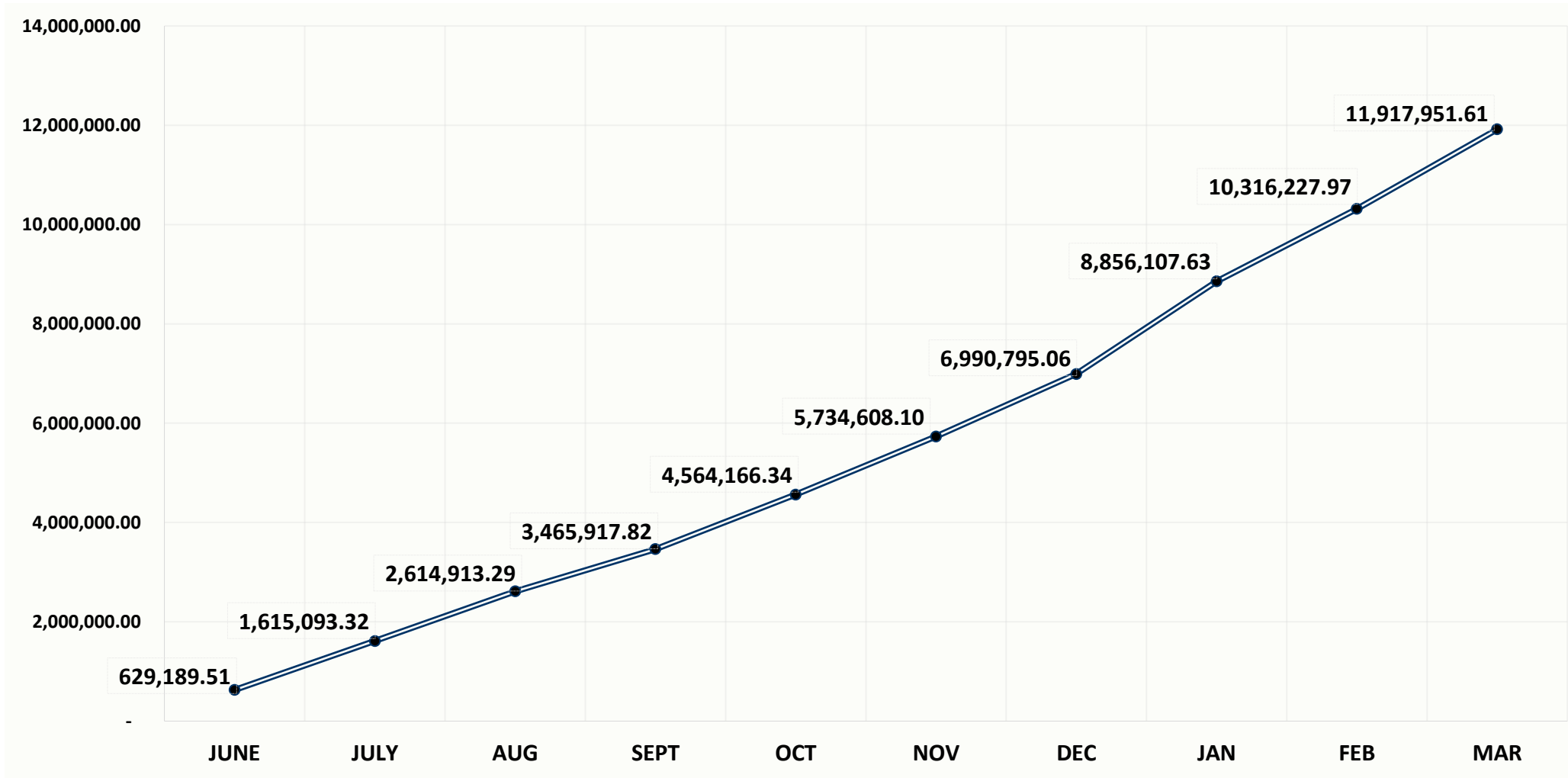
● 2019 - 2020
● 2020-2021

	JUNE	JULY	AUG	SEPT	OCT	NOV	DEC	JAN	FEB	MAR
2019 - 2020	26	30	32	40	40	44	35	44	35	14
2020-2021	18	29	25	27	37	36	33	35	39	42

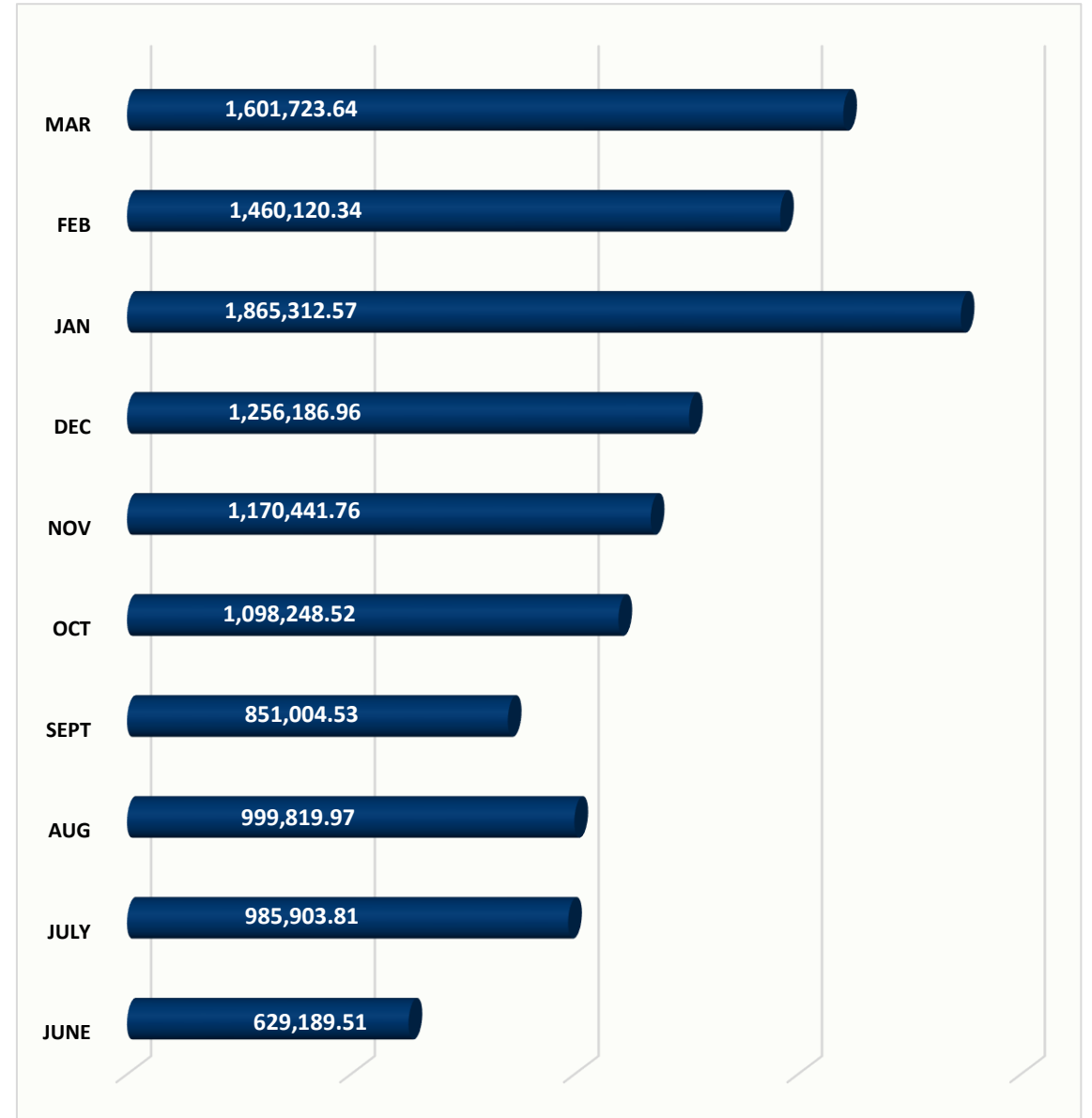
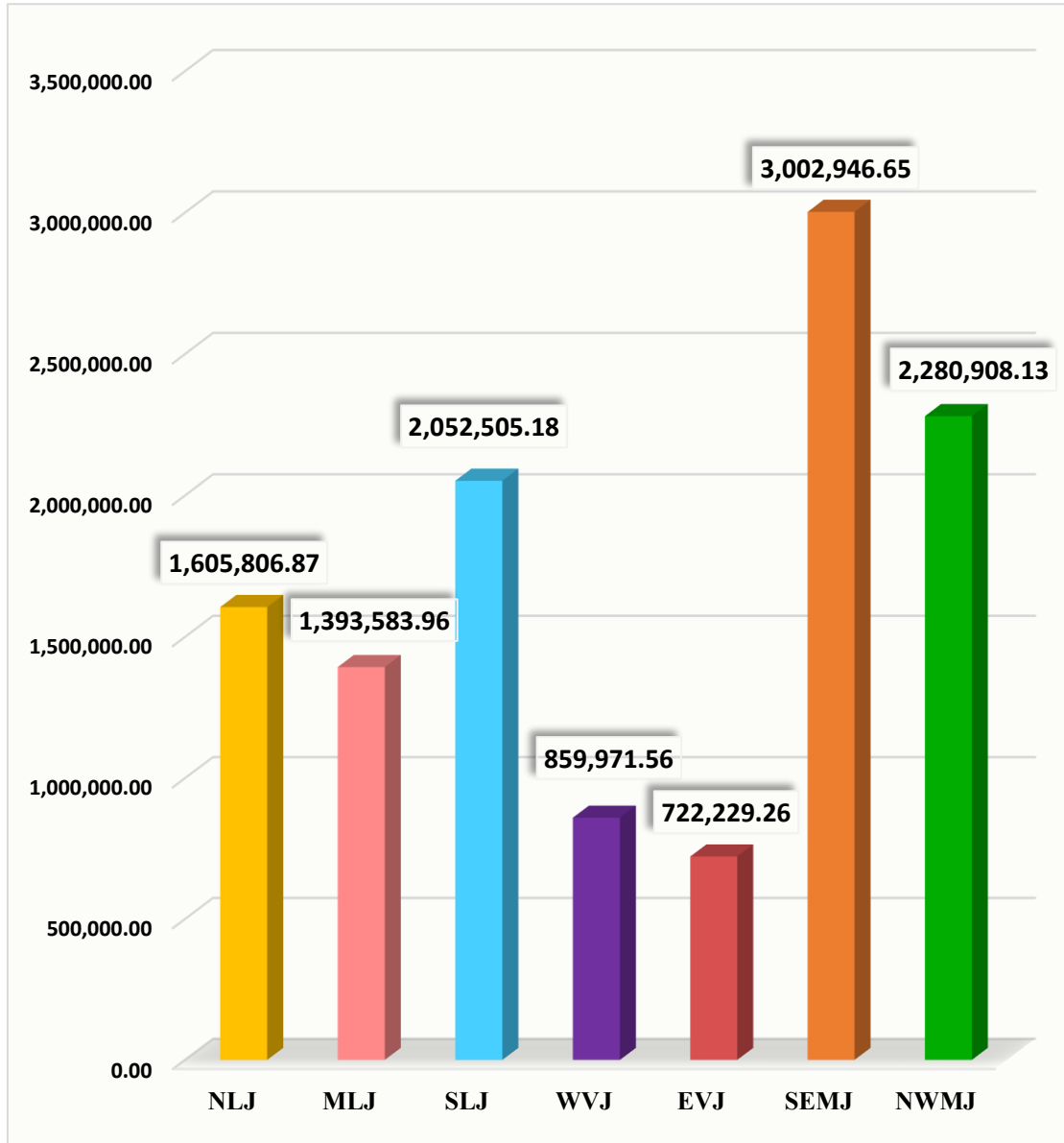
MONTHLY GIVING



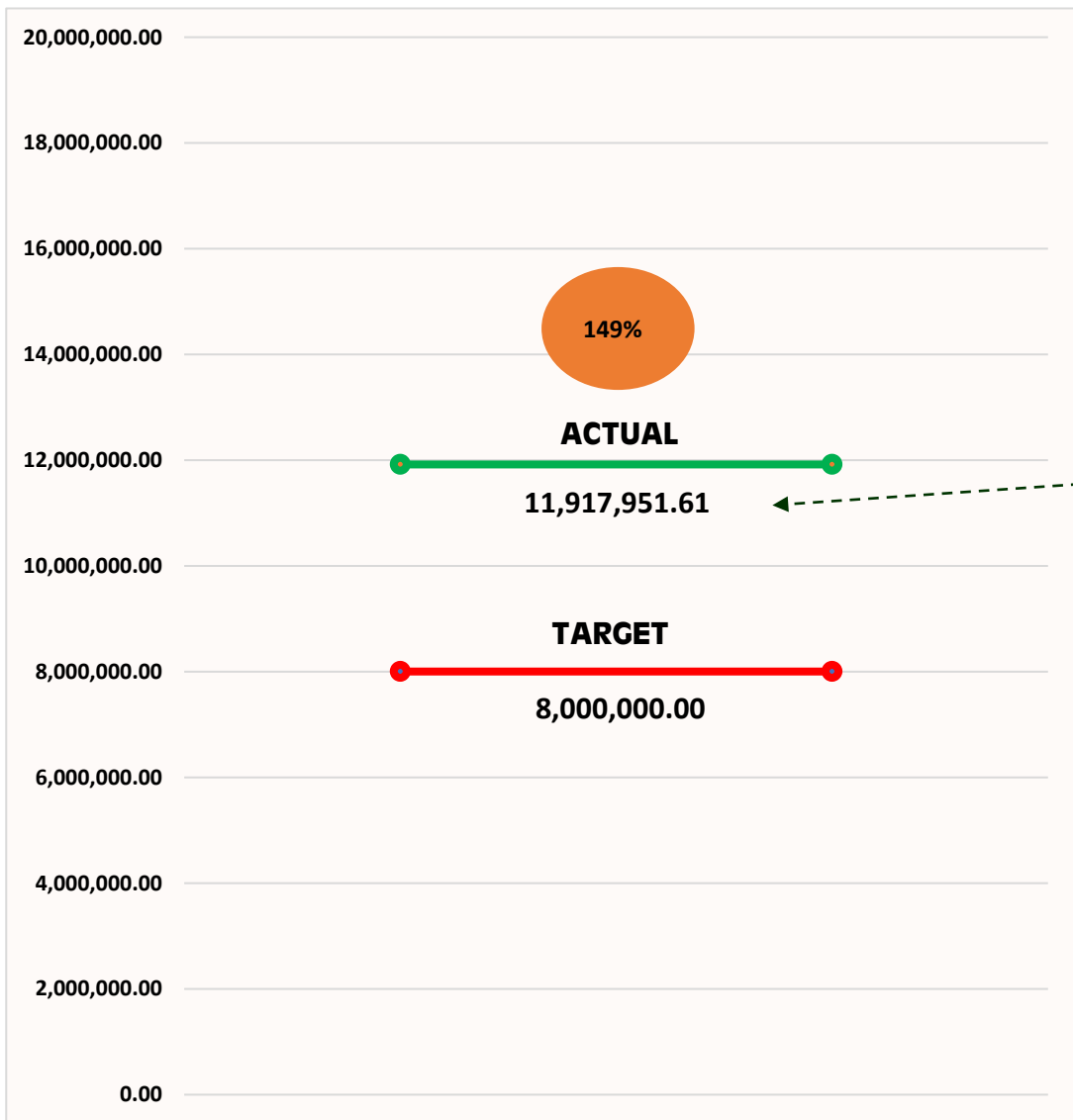
RUNNING TOTAL



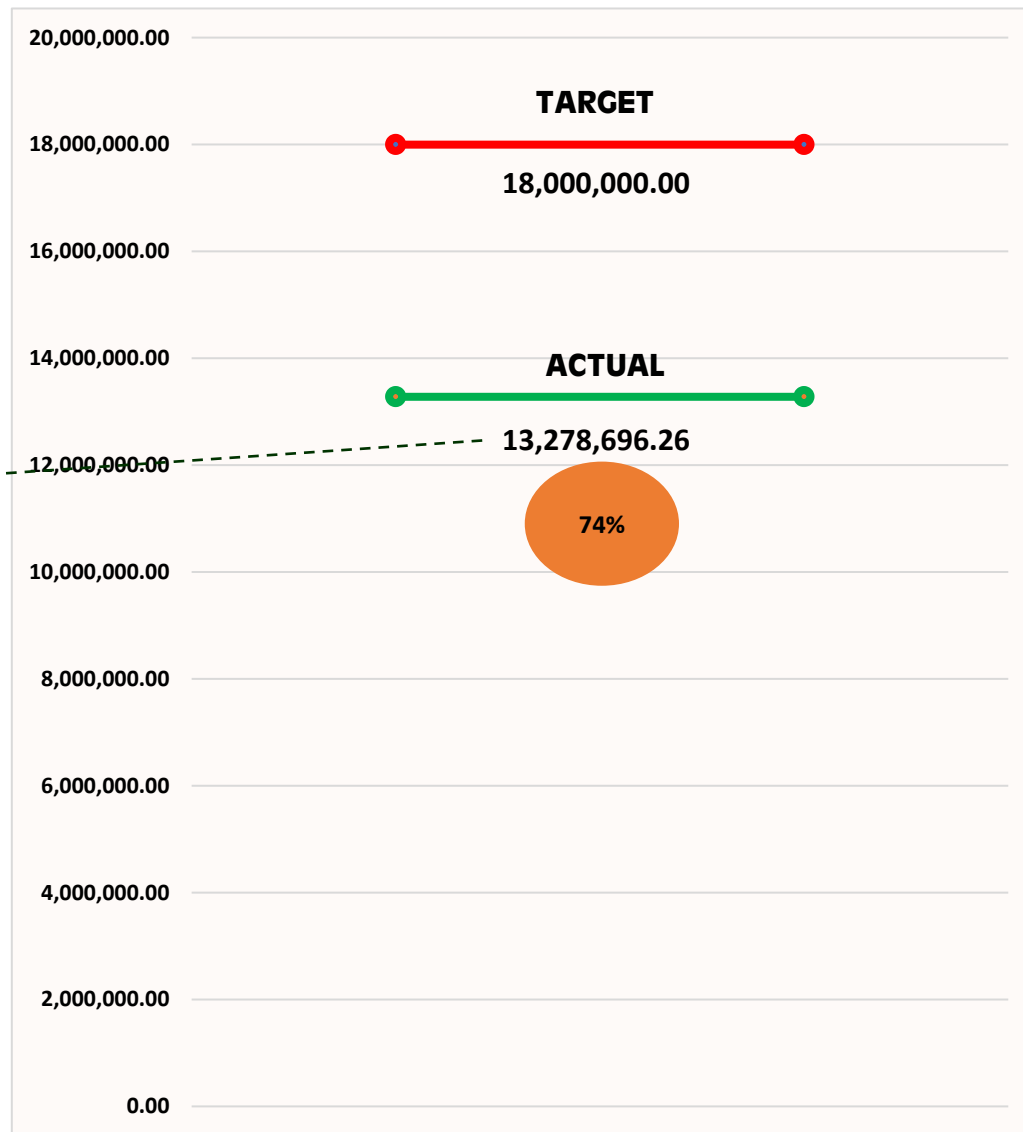
TOTAL GIVINGS -P- 11,917,951.60



TARGET VS. ACTUAL



2020 -2021



2019 -2020

10%

