

Lesson 46. What is the essence of the agreements and covenants that uphold human rights?

Third Sunday of Easter
April 18, 2021

General Concept: *The different agreements and covenants on human rights intend to safeguard and uphold the rights of those who cannot defend themselves.*

Biblical References: Matthew 18:1-14; Psalms 139:14a

Age Level Concepts

- Children’s rights are human rights.
- We know we have rights to enjoy.
- We have the right to health, be valued, educated, to be heard, safe and peaceful community.

Learning Objectives

By the end of the session, the learners are expected to

- Tell their rights
- Explain how their rights can protect them
- Thank God for their rights

Materials: The Holy Bible (preferably the New Revised Standard Version [NRSV]) song chart, offering plate or basket, prepare copy or list of the Declaration of Human Rights/Children’s Rights, art materials

Biblical Background

Matthew 18:1-14

Jesus took the concerns of children very seriously. He scolded the disciples who tried to keep children from coming to him and receiving his blessings. To anyone who should cause a child to stumble and lose faith in him he said that “it would be better for that person to have large millstone hung around his neck and be drowned in the depths of the sea.” (Mt. 18:6) He warned the people, “see that you don’t despise any of these little ones.”(Mt 18:10)

Jesus presented God as one who wants every child to be safe, cared for, warmed, comforted, and protected from all harmful influences and forms of abuse. This we see in his stories showing God as a shepherd who searches diligently for the one lost sheep, and as a mother hen who gathers her brood under her wings. Mt. 23:37

Suggested Lesson Outline

Greeting Time

Announcements and/or Birthday Greetings

Opening Song/s “The More We Get Together”

The more we get together, together, together

The more we get together, the happier are we
For your friends are my friends,
And my friends are your friends
The more we get together, the happier are we.

“I’ve Got Joy/ Peace Like a River”
I’ve got *peace like a river (3x) in my soul, alleluia!
I’ve got *peace like a river (3x) in my soul.

*joy like a fountain...
*like an ocean

Opening Prayer

With thanksgiving and praise, we come before your Presence eager to learn and study despite the difficulties we experience today. Bless this gathering of your children. Bless our Sunday School session today. In Jesus’ name, Amen.

Getting Ready

PUZZLE. Write an example of children’s right on a cardboard. Cut out the words and post it on the board (scrambled). As the learners arrive, instruct them to arrange the words.

Example: The right to clothing, food and home

Learning Time

Discovering the Biblical Truth

Ask someone to read the biblical text. Ask the following:

- What makes Jesus angry?
- Why did the disciples try to keep the children away from Jesus?
- What rights of children was being violated by the disciples?

Lessons Learned

Provide a thumbs up and thumbs down picture/image. Instruct the children to choose thumb up if they agree with the statement or thumb down if they don’t. Ask them to explain their choice.

Statements:

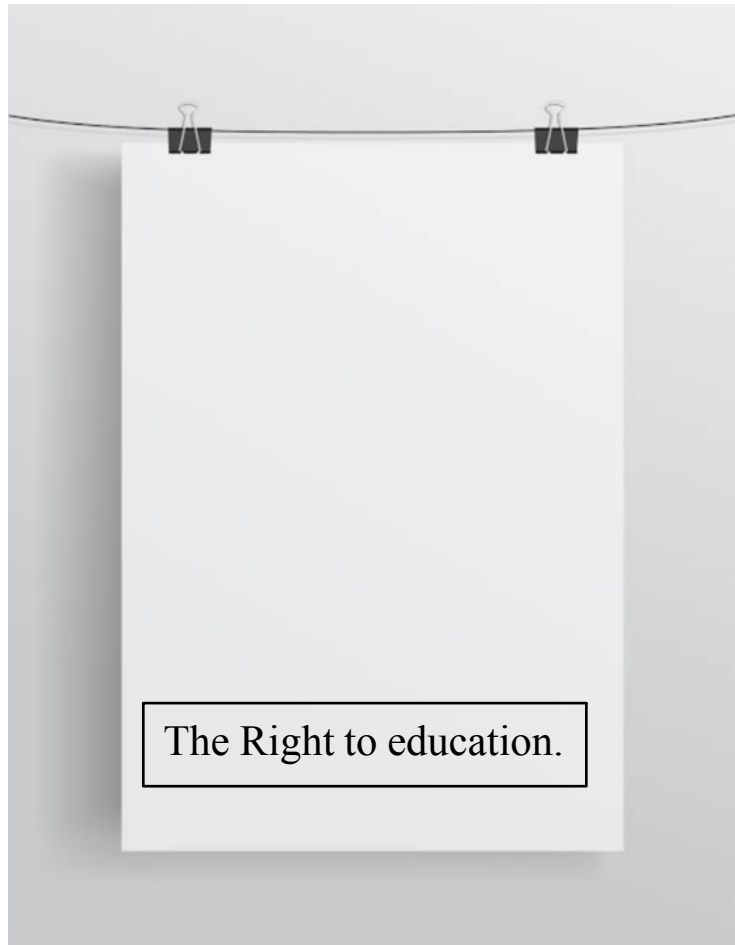
- Children’s rights are also human rights.
- Children should be punished by parents to discipline them.
- Children have the right to education.
- Children should not be given priority.
- Children have the right to be given name.
- Children have the right to clothing, food and home.
- Children have no right to be heard.

- Children have the right to play.

Applying Lessons Learned

POSTER MAKING. Divide the class into five or six (5 or 6) groups. Give each group a children's right to work on. Encourage each group to visualize the assigned right and draw or paint it on their poster.

Example:



Hang the posters on the wall of the classroom for all to see.

Closing Worship

Offering

Memory Verse: "Take care that you do not despise one of these little ones.."

Matthew 18:10

Closing Song "Genuine and Lasting Peace" Children Praise God, 183

Peace is the laughter of children at play,

Free from all the cares for the day,

No longer victims of sickness and war,

Genuine and lasting peace,

Peace, peace, peace, lasting peace,

Peace that the world cannot give,
Based on what's just, stand for the truth,
Founded on Christ our peace.

Closing Prayer

Thank you God, that when you created us in your image, we also receive the gift of dignity and rights. Thank you that these rights are meant to keep us safe and protect us from harm. May we truly live in a world that is free from war and sickness. This we pray in Christ's name, Amen.

Lesson 47: Why should the church protect, promote and enhance the ecological balance and integrity of creation?

Earth Day Celebration

Fourth Sunday of Easter

April 25, 2021

General Concept: The church protects, *promotes and enhances the ecological balance and integrity of creation because we are interwoven with God's whole creation.*

Biblical References: Genesis 1, 2:8-20;

Age Level Concepts

- Our church protects and promotes ecological balance and integrity of God's creation.
- We are interwoven with the rest of God's creation.
- We take part in the work for the protection of God's creation.

Learning Objectives

By the end of the session, the learners are expected to

- Say that our church cares for God's creation
- Draw how we are connected with the whole creation
- Be able to mention ways in caring for the environment

Materials: The Holy Bible (preferably the New Revised Standard Version [NRSV])
song chart, offering plate or basket, prepare pictures of God's creation,
coloring materials

Biblical Background

Genesis 1

God did not *need* to create the universe; he *chose* to create it. Why? Because God is love, and love is best expressed toward something or someone else – so God created the world and people as an expression of that love.

The creation story teaches us much about God and ourselves. First, we learn about God: (1) God is creative; (2) as the Creator God is distinct from creation; (3) God is eternal and in control of the world. We also learn about ourselves: (1) since God chose to create us, we are valuable in God’s eyes; (2) we are more important than the animals.

V. 28 – To “rule over” something is to have absolute authority and control over it. God has ultimate rule over the earth, and exercises authority with loving care. When God delegated some of the authority to the human race, God expected us to take responsibility for the environment and the other creatures that share our planet. We must not be careless and wasteful as we fulfill this charge. God was careful in creating the earth. We must not be careless about how we take care of it.

Suggested Lesson Outline

Greeting Time

Announcements and/or Birthday Greetings

Opening Song/s “It is God’s Own World” Children Praise God, 181

It’s a world of laughter, a world of tears,
It’s a world of hopes and world of fears,
There’s so much that we share that it’s time we’re aware
This is God’s world after all.

Refrain:

It’s just one world after all
Get together one and all
Live in love and joy and peace,
It is God’s own world.

There is just one moon and one golden sun
And a smile means friendship to everyone
though the mountains divide and the oceans are wide,
This is God’s world after all.

“There Was a Tree” Children Praise God, 93

There was a *tree, the finest *tree that I ever did see
And the tree was on the ground
Where the green grass grow all around, all around
Where the greens grass grow all around.

*trunk, branch, twig, fruit, nest, egg, bird

Opening Prayer

God, you created our world beautiful and good. You intend it for every creature to enjoy and live in peacefully. So, we thank you for the world we now live in and for every new day to which we wake up. Thank you for this opportunity to study and learn. In Jesus' name. Amen

Getting Ready

Before the learners arrive, post on the board this question, “**Why should the church protect God’s creation?**” Let those who arrive in class write their answers on the board.

Learning Time

Discovering the Biblical Truth

Have someone read the text. After the reading, ask the following?

- Was it necessary for God to create human beings? Why?
- What makes human beings distinct from the rest of creation?
- How should we look at ourselves in relation to the rest of God’s creation?

The facilitator may discuss further the text by using the biblical/background notes for this lesson.

Lessons Learned

Web of Creation. Assign each learner as one of God’s creation like fishes, plants, flowers, rivers, seas, birds, animals, mountains, human beings, sun, moon, etc. Tell them to form a circle. Prepare a straw or string.

Instruct the learners to think of what their character need in order to survive. The first one to share will hold the end of the string and pass the ball of string to the one s/he mentioned, and so on and so forth, until all have shared and a web is formed.

Example: “I am fish. I need the ocean to survive.” (Fish will hold the end of the string and then pass the ball of string to ocean.)

Then, ocean will say, “ I am ocean, I need the corrals to survive” (Ocean will hold his end of the string and pass the ball of string to corrals)

After all have done their part and a web is created. Ask the learners their reflections based on the game. Or a question may be asked:

- How should we treat the rest of God’s creation?

Applying the Lessons Learned

Go back to the responses of the learners to the question on the board. The facilitator may read them to the class. Tell them to say “Amen” if they agree to the answer.

Closing Worship

Offering

Memory Verse: “Be fruitful and multiply and fill the earth..” Genesis 1:28

Closing Song “It is God’s Own World” Children Praise God, 181

It’s a world of laughter, a world of tears,
It’s a world of hopes and world of fears,
There’s so much that we share that it’s time we’re aware
This is God’s world after all.

Refrain:

It’s just one world after all
Get together one and all
Live in love and joy and peace,
It is God’s own world.

There is just one moon and one golden sun
And a smile means friendship to everyone
though the mountains divide and the oceans are wide,
This is God’s world after all.

Closing Prayer

Our lesson today reminds us Lord, that even if we are still young, we can help in taking care of Your creation. We commit to take part in any work or activity that our church will do to help protect and take care of Your creation.
Amen

Lesson 48: Why do we nurture the faith of the people in the church?

Fifth Sunday of Easter

May 2, 2021

General Concept: *Nurturing the faith of the believers is one of the primary responsibilities of the church to equip them in their faith and witness.*

Biblical References: *Acts 2:42-47, Deuteronomy 6:3-8*

Age Level Concepts

- Our church nurtures and equips us in our faith and witness.
- We are nurtured and equipped in the church to grow in faith and in our witness.
- We commit to involve ourselves in the nurturing and equipping ministry of the church.

Learning Objectives

By the end of the session, the learners are expected to

- Tell the importance of teaching in the life and faith of the church
- Name the activities in the church from which they learn about God and church's mission
- Suggest ways to improve the teaching ministry of the church that would interest children to get involved in

Materials: The Holy Bible (preferably the New Revised Standard Version [NRSV])
song chart, offering plate or basket, coloring materials, print-out images
for coloring activity

Biblical Background

Deuteronomy 6:3-8

Monotheism – belief in only one God – was a distinctive feature of Hebrew religion. Many ancient religions believed in many gods. But the God of Abraham, Isaac, and Jacob is the God of the whole earth, the only true God. This was an important insight for the nation of Israel because they were about to enter a land filled with people who believed in many gods.

This passage in Deuteronomy 6:3-8 provides the central theme in Deuteronomy. It sets a pattern that helps us relate the Word of God to our daily lives. We are to love God, think constantly about God's commandments, teach the commandments to our children, and live each day by the guidelines in God's Word. God emphasized the importance of parents' teaching the Bible to their children. The church's primary duty is also to teach the Word of God (Zondervan Life Application Study Bible, p. 290-291)

Acts 2:42-47

In the Early Church, the Temple and the synagogue became the venue for teaching. However, during the period of persecution, these places were closed to the disciples, hence, their coming together would be on hillsides, under the trees, in the market places and anywhere where there were people willing to listen to them. Wherever and whenever the apostles visited, they used these as occasions for explaining Jesus' life and teachings about God and what is expected of persons who responded to the call for becoming part of the Christian community.

In the 18th century, the educational ministry of the church started through Sunday school (1780). The Sunday school program was an educational attempt of the Church to teach an illiterate people the rudiments of learning: Reading, "Riting, "Rithmethic. Children who were vandalizing the towns and cities on Sunday were gathered by Robert Raikes of England to teach them. When the public school system was inaugurated, the Sunday school became a school for the fourth "R"-Religion.

Suggested Lesson Outline

Greeting Time

Announcements and/or Birthday Greetings

Opening Song “ I Was There to Hear Your Boring Cry”

Hymnal of Faith Journey,45

I was there to hear your boring cry

I'll be there when you are old

I rejoiced the day you were baptized

To see your life unfold.

I was there when you were but a child

With a faith to suit you well

I'll be there in case you wander off

And find where demons dwell.

I was was there to hear your boring cry

I'll be there when you are old,

I rejoiced the day you were baptized

To see your life unfold.

“It Takes a Lot of Growing” Children Praise God,185

It takes a lot of growing for a tree to reach the sky,

It takes a lot of rain to let it grow,

It takes a lot of running for a child to catch the wind

It takes a lot of walking to learn to run.

Yes, I'm growing in Jesus, getting stronger

Each and everyday in every way,

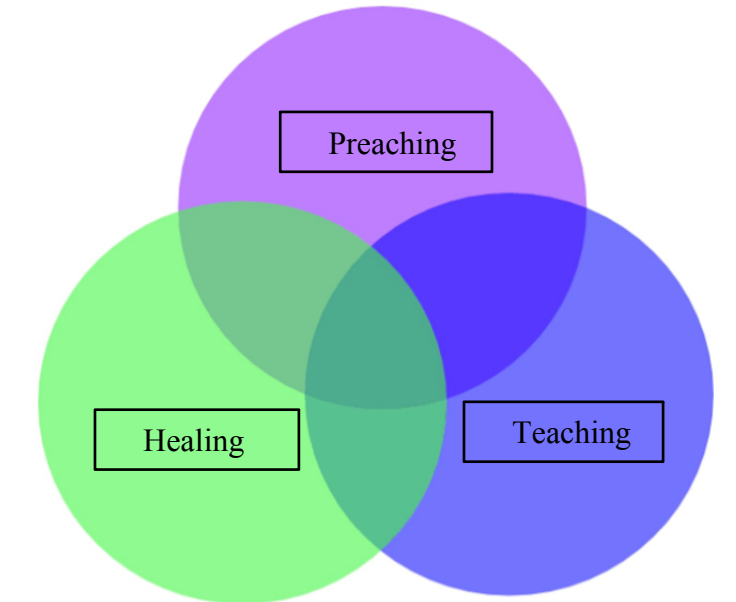
Cause Jesus is growing in me.

Opening Prayer

We give thanks to You O Lord for giving us this new day; for fun and play;
for study and learning; for teaching and growing in our faith in You. Bless
us O Lord who came today to our Sunday School. Be with us, we pray.

Amen

Getting Ready



Post this diagram on the board. Allow learners to study it as they arrive.

Learning Time

Discovering the Biblical Truth

Assign learners to read the biblical texts. After reading, the facilitator may ask the following:

- How was teaching being done in the biblical times?
- Why was teaching important to the people of God?
- Who took the task of teaching the believers?

Lessons Learned

The Three-Pronged Ministries of the Church. Take the attention of the learners to the Venn Diagram posted on the board.

Then, tell the learners to fill in the circles activities that their local is doing or have done which are related to healing, preaching and teaching.

After filling in the circles, ask the learners to explain the diagram as to how they understand it. Encourage learners to speak their mind.

The facilitator may emphasize the following points:

- The Church has three-pronged ministries which were taken after the life and ministries of Jesus- healing, preaching and teaching.
- Each of the ministry is integral to the other. As we preach and heal, we also teach. As we teach, we preach and heal at the same time.
- Teaching is important because it helps equip believers in their faith and in doing Christ's work

Applying the Lessons Learned

Tell the learners to list down all activities from which they learn about God, Christian values and mission of the church. Tell them also to suggest ways or activities that would interest them to learn more in the church.

Activities from which they learn about God, the church, Christian values	Activities that would interest them to learn more about God, the Church, Christian values

Closing Worship

Offering

Memory Verse: “ They devoted themselves to the apostles’ teachings and fellowship, to the breaking of bread and prayers” Acts 2:42

Closing Song “It Takes a Lot of Gowing” Children Praise God,185

It takes a lot of growing for a tree to reach the sky,
It takes a lot of rain to let it grow,
It takes a lot of running for a child to catch the wind
It takes a lot of walking to learn to run.
Yes, I’m growing in Jesus, getting stronger
Each and everyday in every way,
Cause Jesus is growing in me.

Closing Prayer

We wanted to grow Lord, just like Jesus did. We wanted to grow understanding Your will and become the person that You wanted us to be. Teach us always your ways. Give us that eagerness to learn more about You and the kingdom. Thank you for our Church that teaches us to love, forgive, pray, take care of Your creation and respect the rights of others. Amen

Lesson 49: What does “autonomy of the Local Church” mean?

Mother’s Sunday

Sixth Sunday of Easter

May 09,2021

General Concept: *Autonomy of the Local Church means the right of the local church to freely conduct its ministry and mission yet ensures that the unity of the church is sustained.*

Biblical References: *Galatians 5:13-14*

Age Level Concepts

- Autonomy of the Local Church means free to do its ministries yet follows the church's rules.
- Our church can freely perform its tasks.
- We commit to ensure that the unity of the church is sustained.

Learning Objectives

By the end of the session, the learners are expected to:

- Identify activities which their local church freely do
- Share what their local church has been doing for the good of everybody
- Thank God for their local church

Materials: The Holy Bible (preferably the New Revised Standard Version [NRSV])
song chart, offering plate or basket, tape, glue, raw eggs

Biblical Background

Galatians 5:13-14

Paul distinguishes between freedom to sin and freedom to serve. Freedom or license to sin is no freedom at all because it enslaves you to Satan, others, or your own sinful nature. Christians, by contrast, should not be slaves to sin, because they are free to do right and to glorify God through loving service to others.

When we are not motivated by love, we become critical of others. We stop looking for good in them and see only their faults. Soon the unity of believers is broken. (Zondervan Life Application Study Bible, p. 2124)

Suggested Lesson Outline

Greeting Time

Announcements and/or Birthday Greetings

Opening Song/s "Magagawa Natin"

Magagawa natin ang lahat ng bagay

Lahat ng bagay dito sa mundo,

Isang bagay, hindi magagawa

Hindi magagawang nag-iisa

Malulutas natin ang mga problema

Kung tayo'y nagkakaisa

Ang suliranin darling mapaparam,

at may bagong buhay.

"We Love Our Church, O God" Children Praise God, 2

We love our church, O God

We love to gather here

To worship, work and learn of Thee
With Christian friends so dear.

“I’m Free”

I’m free, I’m free
I’m free to be a servant of the Lord (2x)
He taught me how to praise Him,
He taught me how to sing a song,
He taught me how to love,
I’m free to be a servant of the Lord.

Opening Prayer

We come to church, Lord, not because we are forced to but because we wanted to. We wanted to meet you in our worship, prayers, singing and study. Bless us O Lord, as we continue to study and learn from the teachings of our church. Bless the hands that mold us into becoming good persons.
Amen

Learning Time

Discovering the Biblical Truth

Have someone read the biblical text. Post words or phrases from the text, or write them on meta cards and paste it on the board. Group learners into triads. Ask them to choose from among the phrases and explain it in their own words.

- Freedom
- Do not use your freedom for self-indulgence
- Become slaves to one another
- Love your neighbor as yourself

After sharing, the facilitator may discuss further the text by using the biblical background for this session and connect it to the topic of autonomy.

Lessons Learned

GAME. Divide the class into 3 or 4 groups depending on their number. Instruct each group to find 10 kinds of materials available (sticks, twigs, leaves, paper, string etc.) Provide them with tape or glue and one raw egg.

Instruct them to:

- Build a UCCP church made out of the materials they have collected
- They cannot add materials other than the ones collected and provided
- They are to build a structure meant to protect the egg inside/ strong and sturdy
- Use their creativity and imagination
- They are given 10 minutes to build a structure

After 10 minutes, tell the groups to show their work and choose someone from among their members to toss the structure. At the count of three, ask the representatives to toss their structure upward as high as they can. The group whose structure protected the egg well wins.

Ask the learners: “What reflections can you draw out from the game in relation to the topic of ‘autonomy’?”

The following points must come out:

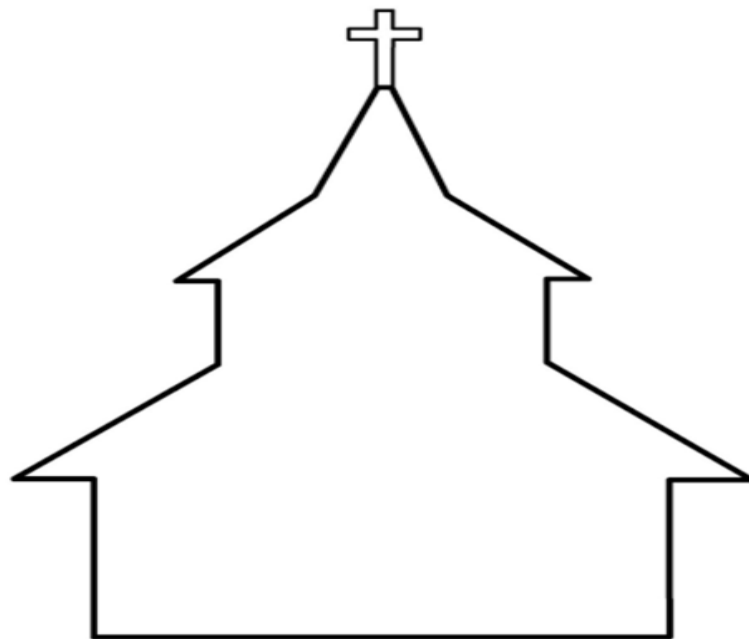
- All local churches are given freedom to build up the life and faith of its members
- Though local churches are given freedom but still need to follow the laws of the Church to maintain its unity

Applying the Lessons Learned

What My Local Church Freely Do.

Tell the groups to list down (as many as they can) activities, programs or practices/traditions of their local church which they freely do and has benefited others.

Tell them to write whatever they have listed down on the image of a church printed or drawn by the learners.



Or



Closing Worship

Offering

Memory Verse: “For you were called to freedom, brothers and sisters; only do not use your freedom as an opportunity for self-indulgence, but through love become slaves to one another.” Galatians 5:13

Closing Song “We Want to Learn to Live in Love”
Hymnal of Faith Journey, 188

We want to learn to live in love,
To follow what is good and true;
Through friends at church at home at play,
We find what God would have us do.

When we are sad or feeling mean,
and fail to love or to be fair;
Our friends at church, at, home, at play,

Can help us know that God does care

When others are unkind to us,
and make us want to cry or fight;
We can reach out to be good friends,
And help them know that love is right.

Closing Prayer

We are glad Lord, knowing that as a community of believers, we are given freedom to express our faith and witness in whatever ways we can but mindful also to keep the unity of the whole Church by following its rules. We pray for our local church and the whole of UCCP. Keep us one and strong always so that we can respond freely to your call. Amen.

Lesson 50: What is the scope of the autonomy of the Local Church?

Seventh Sunday of Easter

May 16, 2021

General Concept: The scope of the Local Church's autonomy is stipulated in the Constitution and By-Laws Article 3, section 28.

Biblical Reference/s: *1 Corinthians 14: 26-33a*

Age Level Concepts

- The local church's autonomy has limits.
- The Constitution and By-Laws of the church talks about the bounds and limits of the church's autonomy.
- We abide by the provisions of the church's Constitution and By-Laws.

Learning Objectives

By the end of the session, the learners are expected to

- Recite the Scope of the Local Church autonomy
- Affirm that rules are good for everybody in the church
- Post some rules for the children in the class to follow.

Materials: The Holy Bible (preferably the New Revised Standard Version [NRSV])
song chart, offering plate or basket, copy of the Scope of Local church
Autonomy

Biblical Background

1 Corinthians 14:26-33a

At the meetings of the Corinthian church, the Christians came prepared to take part in the service in a variety of ways. The guiding rule was that everything was to be spiritually helpful (26). But confusion arose because several spoke in different tongues at the same time, often with no interpreter. Paul says that if no interpreter is present, they must keep quiet. Even if an interpreter is present, they must speak in turn, and then no more than two or three (27-28).

Similar instructions are given to prophets. They must restrict their participation to two or three, and the hearers must examine what is said and not accept it blindly (29). The prophets must keep control of themselves and make sure that everything is orderly and of value to the hearers (30-33). The women must be orderly too. It is not their job to instruct the church or question the preacher. They can discuss their questions with their husbands at home (34-35). The Corinthians must not get the idea that there are special rules of conduct just for them (36).

Some of the Corinthians thought they had the special gift of being able to tell what was of God and what was not. Paul suggests that if this is the case, they should show it by acknowledging that what he is saying comes from God (37-38). Although they should not disallow tongues, they should positively encourage prophecy. Above all, everything must be orderly and helpful to the spiritual upbuilding of the church (39-40)

Notes:

Our Constitution and By-laws reflects the faith in a loving and just God. It is a product of long tedious and expensive process of those who share and contribute their ideas for us to participate in God's ministry as handed to us by Jesus Christ, our Lord. Each page expressed our commitment and dedication.

The Constitution and By-laws contains the vital and specific principles needed in the systematic and well-ordered management of the church from the national to the local level. It defines the roles and functions of each member, different offices and units of the church. It also serves as guide in implementing our program, ministries, and an instrument in settling disputes and conflicts. Thus, it is important that each member of the church be well-informed of the Constitution and By-laws.

The Constitution and By-laws is meant to facilitate the unity of our church, uphold the autonomy of each local church and empowers the whole UCCP constituents towards meaningful and relevant ministry. It testifies and promises to hold true to God's will. (Bishop Gomez)

In the UCCP Amended By-Laws Article III Section 27 which stated the Scope of Local Autonomy. It defines the autonomy of the Local Church which includes the authority to do the following:

a. To call and support its Pastor and other Church workers, keeping in mind the basic policy of the Church to call to its ministry pastors and Church workers belonging to the UCCP, subscribing to the UCCP Statement of Faith and paying allegiance to the Constitution, ByLaws, and statutes of the Church. Pastors, ministers, and workers of other churches affiliated with the National Council of Churches in the Philippines (NCCP) may be requested to serve in the Local Church with the prior written permission of the General Assembly or the National Council, through the General Secretary; (As Amended by NC 2002-30, Condor, Damortis, La Union, Oct. 23-26, 2002) **A m e n d e d C o n s t i t u t i o n a n d B y - L a w s , M a g n a C a r t a f o r C h u r c h W o r k e r s a n d J u r i s p r u d e n c e**

b. To administer, maintain, encumber or dispose of its personal or real properties pursuant to a resolution of its Board of Trustees and approved by its Church Council and, where real properties are involved, with the written consent of the General Assembly or the National Council, through the General Secretary;

c. To invite pastors, ministers, workers and lay leaders of other churches to speak, preach or otherwise enter into fellowship with the Local Church, from time to time, in consonance with Article II, Section 7, of the Constitution, and the Policy on Ecumenical Relations issued in 1986, provided that the authority and integrity of the UCCP, as well as the unity of the Local Church, shall never be impaired or compromised; (As Amended by NC Action 2015-50, UCCP Magugpo Cathedral, Tagum City, August 21, 2015)

d. To nominate and elect its officers, in accordance with the Constitution and By-Laws, and hold annual and such special meetings as it may deem necessary and proper;

e. To admit qualified persons into the membership of the Local Church, help ensure their nurture and spiritual development, and promote and develop among them the idea of loving service, stewardship and missionary outreach;

f. To celebrate its worship services that are orderly and solemn, yet joyful and meaningful, reflective of the faith and life of the Church and responsive to the needs of the community in terms of witness, service and prophetic ministry;

g. To support the ministerial and lay formation program of the Church and recruit, recommend and support candidates for the ministry.

h. To adopt its own budget and financial program and fulfill its obligations to the wider bodies; and,

To do all things as it may deem wise, necessary and proper, without encroaching on the prerogatives of, and interfering with, the wider Church bodies, ensuring at all times that its action contribute to the unity and strengthening of the whole UCCP. (UCCP Amended Constitution and By-Laws.)

Suggested Lesson Outline

Greeting Time

Announcements and/or Birthday Greetings

Opening Song/s Together in God's Family" - GBB

(Tune: Jesus is the Way)

I'm part of you and you're part of me,
together in God's family 3x
We're living together in God's household.

"Lord, Be Glorified" Children Praise God, 141
In my life Lord, be glorified, be glorified
In my life Lord, be glorified today.

In your church Lord, be glorified, be glorified
In your church Lord, be glorified today.

Opening Prayer

Most gracious God, we you be glorified with our lives as a community of believers. May our activity today be pleasing to your sight. Be with us as we study and learn through our Sunday School. Amen

Getting Ready

Print out the **Scope of Local Autonomy** and post it on the board for all learners to see as they come to class.

Learning Time

Discovering the Biblical Truth

Have someone to read the biblical text. The facilitator may ask the following:

- What causes the confusion inside the church of Corinth?
- What rule was not followed by the believers that led to the problem?
- What was the solution given by Paul to the church of Corinth?

The facilitator may discuss further the biblical text by using the biblical background provided for this lesson.

Lessons Learned

Scope of the Local Church Autonomy.

The facilitator may assign learners to read the sections of the provision found in the UCCP Constitution and By-Laws.

The class may invite the Pastor or the chairperson of the Local Church to explain the sections of the Scope of Local church Autonomy.

Applying the Lessons Learned

OUR CLASS RULES. Tell the class to try make rules for everybody to follow to keep the class in order. Solicit ideas from the learners then have the whole class decide.

Tell the class to write their class rules on a cartolina or Manila Paper and post it on the wall of the room for all to see.

Closing Worship

Offering

Memory Verse: “Let all things be done for building up” 1 Corinthians 14:26b

Closing Song “Lord, Be Glorified” Children Praise God, 141

In my life Lord, be glorified, be glorified

In my life Lord, be glorified today.

In your church Lord, be glorified, be glorified

In your church Lord, be glorified today.

Closing Prayer (Tell the children to form a circle and say a sentence prayer thanking God about what they have learned from Sunday School)

Evaluation Session

Pentecost Sunday

May 23, 2021

UNITED CHURCH OF CHRIST IN THE PHILIPPINES

Laity and Local Church Development

Ministries

Christian Education and Nurture

Survey on UCCP Sunday School Guide

1. Are you using the UCCP Sunday School Materials?			
	YES		NO
2. What Sunday School Lessons have you finished since 2018?			
	On UCCP Statement of Faith		On UCCP Declaration of Principles
	On UCCP Vision, Mission and Goal		
3. Briefly, please provide us your feedbacks on our Sunday School Materials? (Strengths and Weaknesses)			
4. Please give us your suggestion:			
5. Do you conduct a regular Sunday School teachers' meeting?			
	YES		NO
6. How regular is your meeting?			
	Once a month		Twice a year
	Quarterly		
	Others:		
	(Please specify)		

