

Do not be anxious about anything, but in every situation, by prayer and petition, with thanksgiving, present your requests to God. And the peace of God, which transcends all understanding, will guard your hearts and your minds in Christ Jesus. (Philippians 4:6-7)

The Wider Mission Support

June 1, 2020 – February 28, 2021

WIDER MISSION SUPPORT

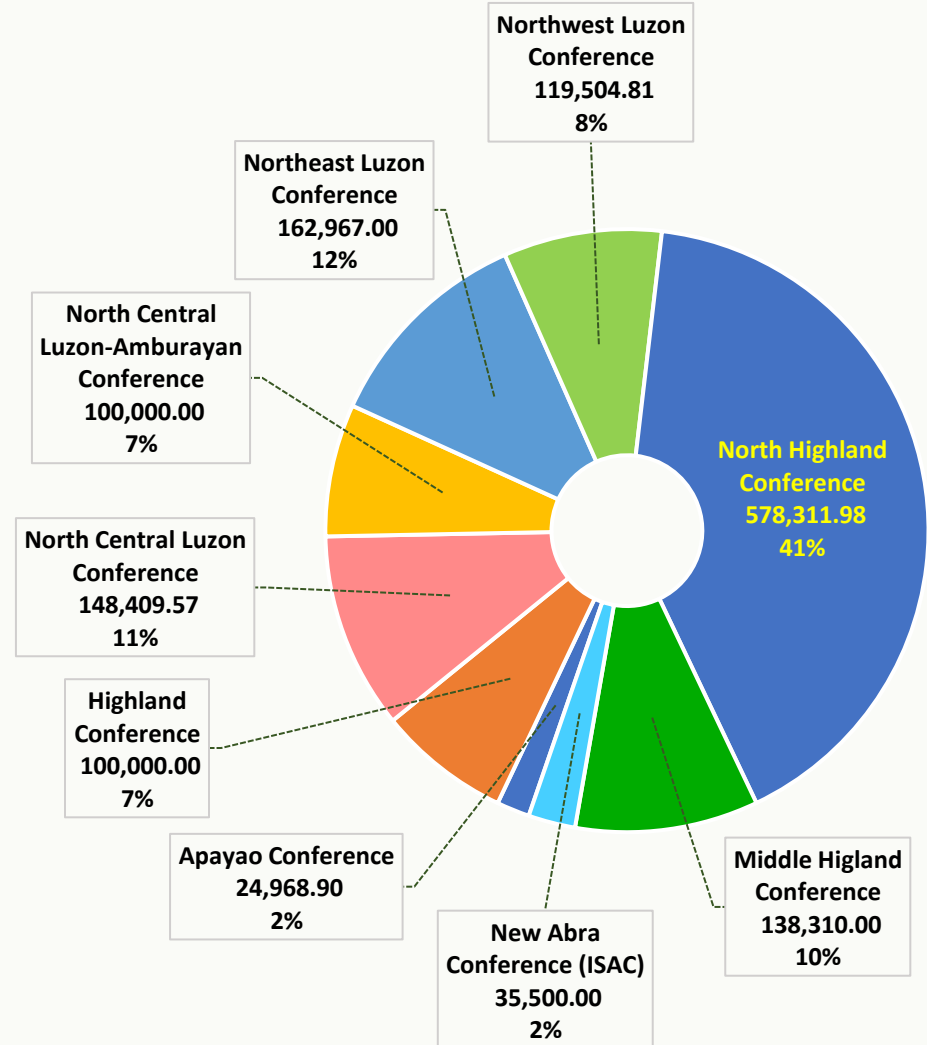
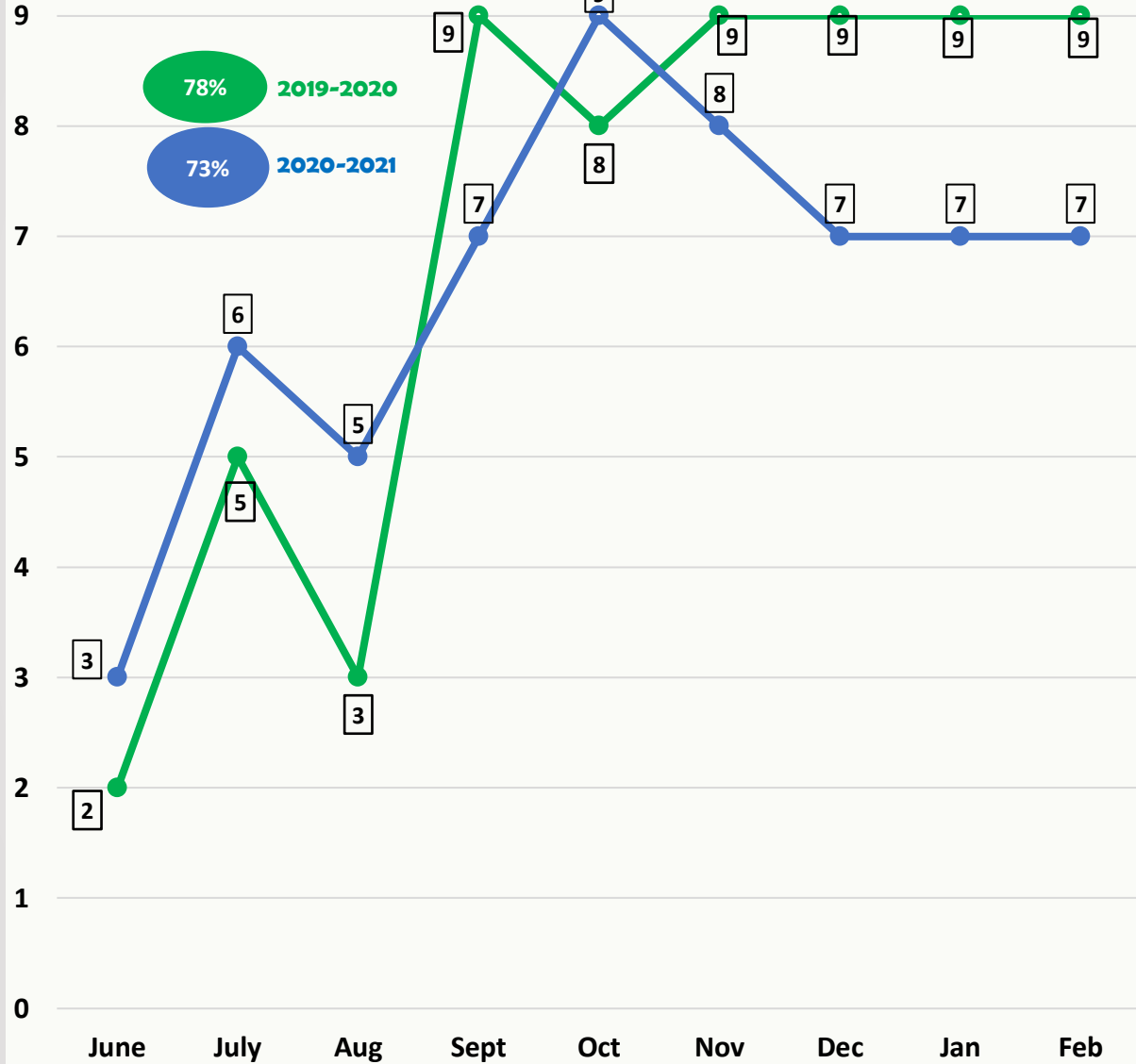
2020 - 2021											2019-2020
NORTH LUZON JURISDICTION	JUNE	JULY	AUGUST	SEPTEMBER	OCTOBER	NOVEMBER	DECEMBER	JANUARY	FEBRUARY	TOTAL	June-Feb
Apayao Conference		8,670.00		2,000.00	2,103.90	2,000.00	3,500.00	3,175.00	3,520.00	24,968.90	21,279.75
Highland Conference				25,000.00	25,000.00	25,000.00		25,000.00		100,000.00	295,000.00
North Central Luzon Conference		26,133.65	14,981.37		24,459.07	14,365.23	27,133.61	32,139.72	9,196.92	148,409.57	197,106.95
North Luzon-Amburayan Conference				10,000.00	20,000.00			70,000.00		100,000.00	130,500.00
Northeast Luzon Conference	54,967.00		6,800.00	11,000.00	14,000.00	10,700.00	10,500.00	15,500.00	39,500.00	162,967.00	160,960.18
Northwest Luzon Conference		45,163.84	15,382.14		25,248.15	7,788.96	14,929.89		10,991.83	119,504.81	100,409.95
North Highland Conference	65,805.00	50,000.00	102,177.81	76,451.63	53,429.00	64,279.00	97,042.29	54,042.25	15,085.00	578,311.98	611,438.00
Middle Higland Conference	15,655.00	34,593.00	7,920.00	8,116.00	19,172.00	13,491.00	11,888.00	8,901.00	18,574.00	138,310.00	105,891.50
New Abra Conference (ISAC)		6,000.00		2,500.00	5,000.00	6,000.00	5,000.00		11,000.00	35,500.00	25,500.00
sub-total	136,427.00	170,560.49	147,261.32	135,067.63	188,412.12	143,624.19	169,993.79	208,757.97	107,867.75	1,407,972.26	1,648,086.33
MIDDLE LUZON JURISDICTION											
United Metropolis Conference	25,000.00	30,000.00	20,121.95	30,447.07	46,056.97	46,282.83	56,290.73	40,166.27	39,926.03	334,291.85	665,171.39
Lowland Cavite - South Manila Conference	45,785.00		42,000.00		47,000.00	55,000.00	155,687.00	100,000.00	100,000.00	545,472.00	904,394.87
West Central Luzon Conference					62,795.45	52,000.00		52,000.00	31,000.00	197,795.45	142,404.55
Northeast Nueva Ecija Asso. Conference						6,000.00			15,000.00	21,000.00	45,000.00
Central Luzon Conference									3,329.42	3,329.42	36,947.45
Manila North Conference					50,000.00			45,000.00	40,000.00	135,000.00	130,218.00
sub-total	70,785.00	30,000.00	62,121.95	30,447.07	205,852.42	159,282.83	211,977.73	237,166.27	229,255.45	1,236,888.72	1,924,136.26
SOUTH LUZON JURISDICTION											
Upland Cavite Conference	58,001.76	40,000.00		28,341.92	11,780.34	46,658.25	77,643.23	22,060.63	39,177.18	323,663.31	822,301.58
Batangas Associate Conference	56,724.40	18,361.99	58,557.72	35,177.78	46,608.11	33,268.11	34,317.26	37,398.13	22,120.34	342,533.84	413,847.25
Oriental Mindoro Conference		2,050.00				2,000.00	2,800.00	3,000.00	2,400.00	12,250.00	23,500.00
Occidental Mindoro Associate Conference	2,450.00	2,300.00		1,200.00	1,882.00	5,121.00		4,900.00	2,100.00	19,953.00	23,177.00
Southern Tagalog Conference	21,147.09	27,657.98	16,801.70	18,290.32	28,721.52	28,698.00	24,490.25		20,062.13	185,868.99	283,566.95
North Bicol Conference					47,959.48		66,570.81	124,710.05		239,240.34	440,598.37
South Bicol Conference						40,899.73	16,199.88		42,925.55	100,025.16	119,604.82
Northeast Southern Tagalog Conference		47,579.68	62,040.82			192,042.52		174,688.66		476,351.68	612,856.55
Palawan Associate Conference	3,294.94	4,949.72	3,989.14	4,349.78	5,950.00	4,256.25	4,020.82	4,078.94	4,049.92	38,939.51	30,855.00
sub-total	141,618.19	142,899.37	141,389.38	87,359.80	142,901.45	352,943.86	226,042.25	370,836.41	132,835.12	1,738,825.83	2,770,307.52

WIDER MISSION SUPPORT

2020 - 2021											2019-2020
WESTERN VISAYAS JURISDICTION	JUNE	JULY	AUGUST	SEPTEMBER	OCTOBER	NOVEMBER	DECEMBER	JANUARY	FEBRUARY	TOTAL	June-Feb
Bohol Conference			14,339.95		21,806.75		11,549.99	12,449.50	12,700.50	72,846.69	167,943.00
Cebu Conference			131,849.45	69,506.80	19,666.66	89,713.79	35,926.35		106,029.64	452,692.69	532,170.04
North Negros Conference							46,450.00			46,450.00	113,235.00
Negros District Conference										-	-
Central Negros Associate Conference		6,136.00		14,474.47		14,000.00				34,610.47	37,294.35
Western Visayas Conference		7,534.71	3,432.00	9,750.24	4,200.00	6,812.12	5,751.74		9,256.20	46,737.01	39,822.43
sub-total	-	13,670.71	149,621.40	93,731.51	45,673.41	110,525.91	99,678.08	12,449.50	127,986.34	653,336.86	890,464.82
EASTERN VISAYAS JURISDICTION											
Masbate Conference		1,500.00	7,781.00		6,300.00	3,200.00	1,600.00	3,923.00	1,800.00	26,104.00	37,000.00
Northeastern Leyte-Biliran Conference					14,563.26					14,563.26	42,794.60
Samar Island District Conference		21,261.00	7,438.00	5,503.00		8,500.00		7,303.00	8,471.00	58,476.00	73,344.00
Southern Western Leyte Conference	50,250.00		101,550.00	51,050.00	51,450.00	51,700.00	51,850.00	51,900.00	51,988.00	461,738.00	411,665.00
Northern Western Samar Conference					15,000.00			50,000.00		65,000.00	22,000.00
sub-total	50,250.00	22,761.00	116,769.00	56,553.00	87,313.26	63,400.00	53,450.00	113,126.00	62,259.00	625,881.26	586,803.60
SOUTHEAST MINDANAO JURISDICTION											
Surigao-Dinagat District Conference		65,623.59	74,374.22	6,878.75	5,445.92	15,000.00	33,434.49	131,039.28	121,678.89	453,475.14	462,741.50
Associate Conference of Surigao	100,278.65		122,362.65				158,429.89	155,283.84	62,219.82	598,574.85	334,370.86
Agusan District Conference		130,928.30		84,457.20	98,942.85	85,777.40	74,094.00	116,874.80	175,151.80	766,226.35	773,046.90
Cotabato Annual Conference			5,000.00	10,000.00	10,000.00		10,000.00		130,000.00	165,000.00	318,054.00
South Cotabato Sarangani District Conf.		4,600.00	5,000.00		10,000.00	7,340.00	18,498.00	9,545.75	12,627.00	67,610.75	64,547.75
Northeastern Davao District Conference	34,754.30	30,000.00	47,779.00	59,498.70	39,000.00	35,000.00	48,200.00	65,000.00	44,188.00	403,420.00	479,378.40
Southern Mindanao District Conference		35,000.00		27,872.45	28,222.44					91,094.89	288,671.30
sub-total	135,032.95	266,151.89	254,515.87	188,707.10	191,611.21	143,117.40	342,656.38	477,743.67	545,865.51	2,545,401.98	2,720,810.71
NORTHWEST MINDANAO JURISDICTION											
Lanao District Conference	12,000.00	10,000.00		10,000.00	11,000.00	11,000.00	10,117.00		14,123.00	78,240.00	71,000.00
Central Mindanao Annual Conference		75,351.85	93,790.30			51,902.76		73,974.46	86,737.48	381,756.85	567,967.12
Bukidnon Area Conference	24,612.37		19,350.75	21,473.17	44,089.65	32,496.81	42,448.73	39,613.42	34,617.19	258,702.09	408,855.52
District Conf. of Northern Mindanao		81,320.00		159,400.00	50,000.00	50,000.00		60,000.00	50,000.00	450,720.00	394,765.00
Western Mindanao Conference		148,188.50		68,265.25	122,395.00		66,959.00	157,178.25	31,623.00	594,609.00	540,518.50
District Conf. of Southern Zamboanga	24,000.00		15,000.00			20,000.00	10,000.00	10,500.00	10,000.00	89,500.00	96,000.00
District Conf. of Northern Zamboanga		15,000.00				32,148.00	22,864.00	39,500.00	26,950.00	136,462.00	237,301.37
sub-total	60,612.37	329,860.35	128,141.05	259,138.42	227,484.65	197,547.57	152,388.73	380,766.13	254,050.67	1,989,989.94	2,316,407.51
GRAND TOTAL	594,725.51	975,903.81	999,819.97	851,004.53	1,089,248.52	1,170,441.76	1,256,186.96	1,800,845.95	1,460,119.84	10,198,296.85	12,857,016.75

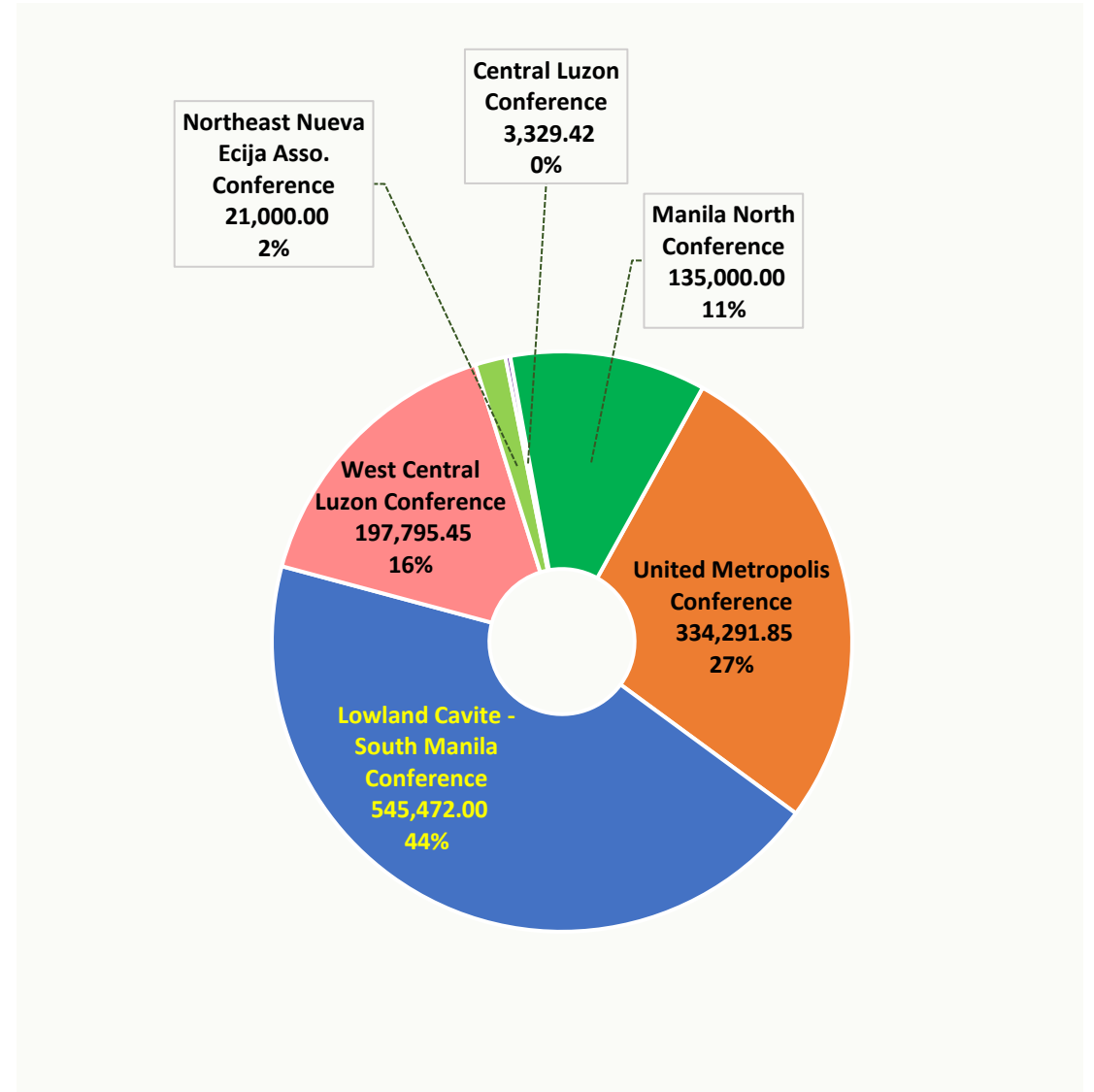
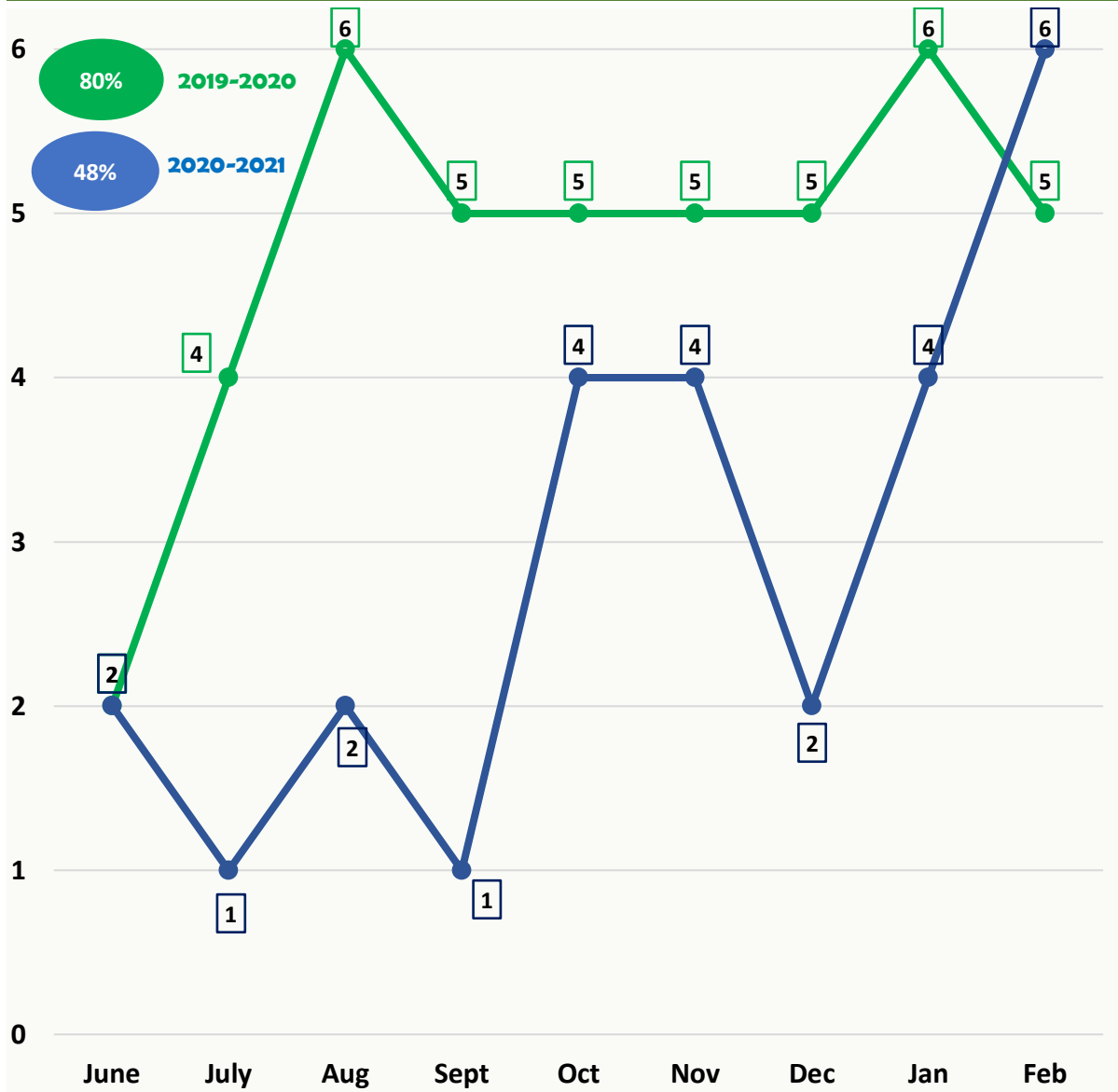
NORTH LUZON JURISDICTION -P- 1,407,972.26

CONFERENCES' PARTICIPATION



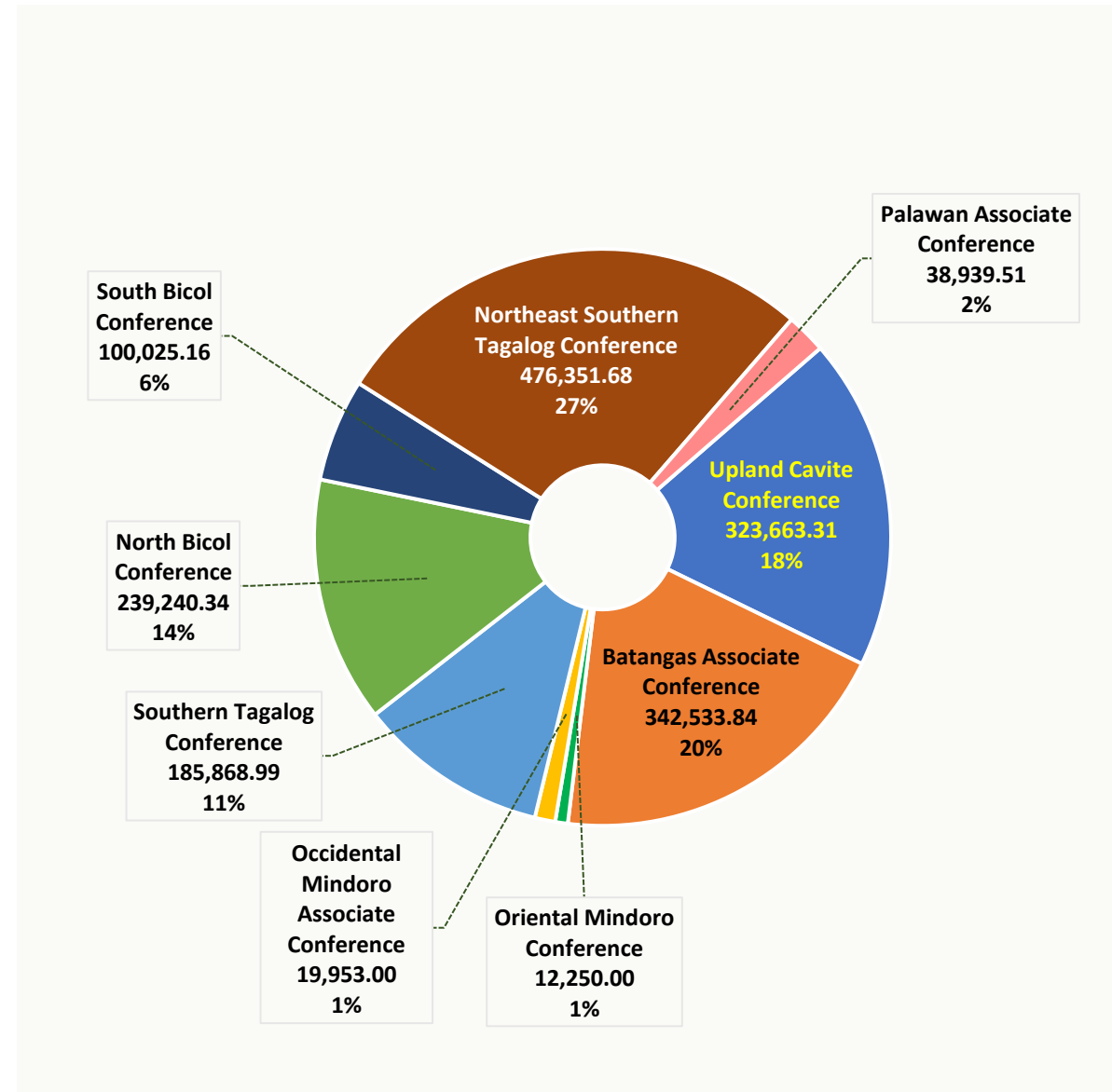
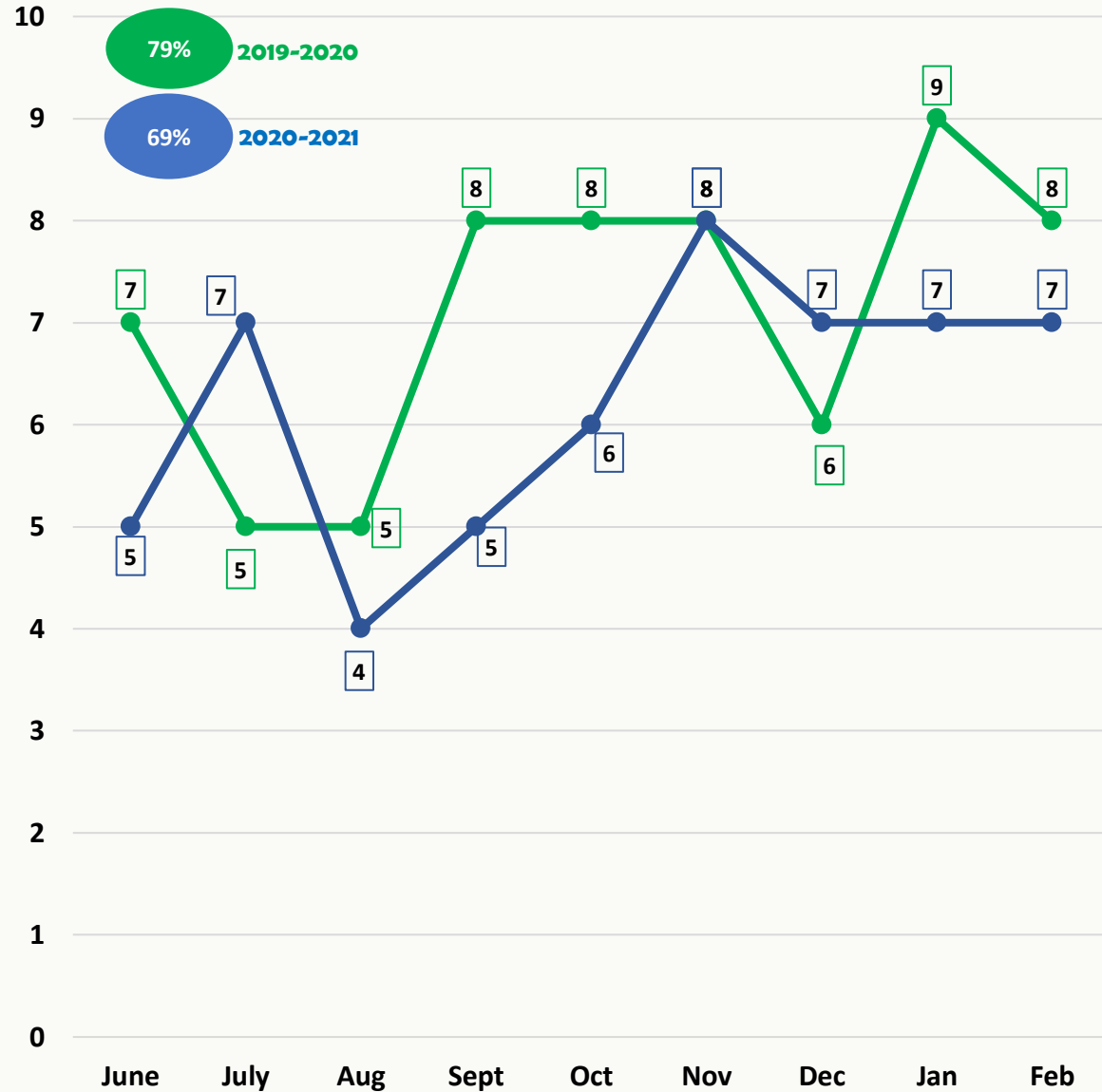
MIDDLE LUZON JURISDICTION -P- 1,236,888.72

CONFERENCES' PARTICIPATION



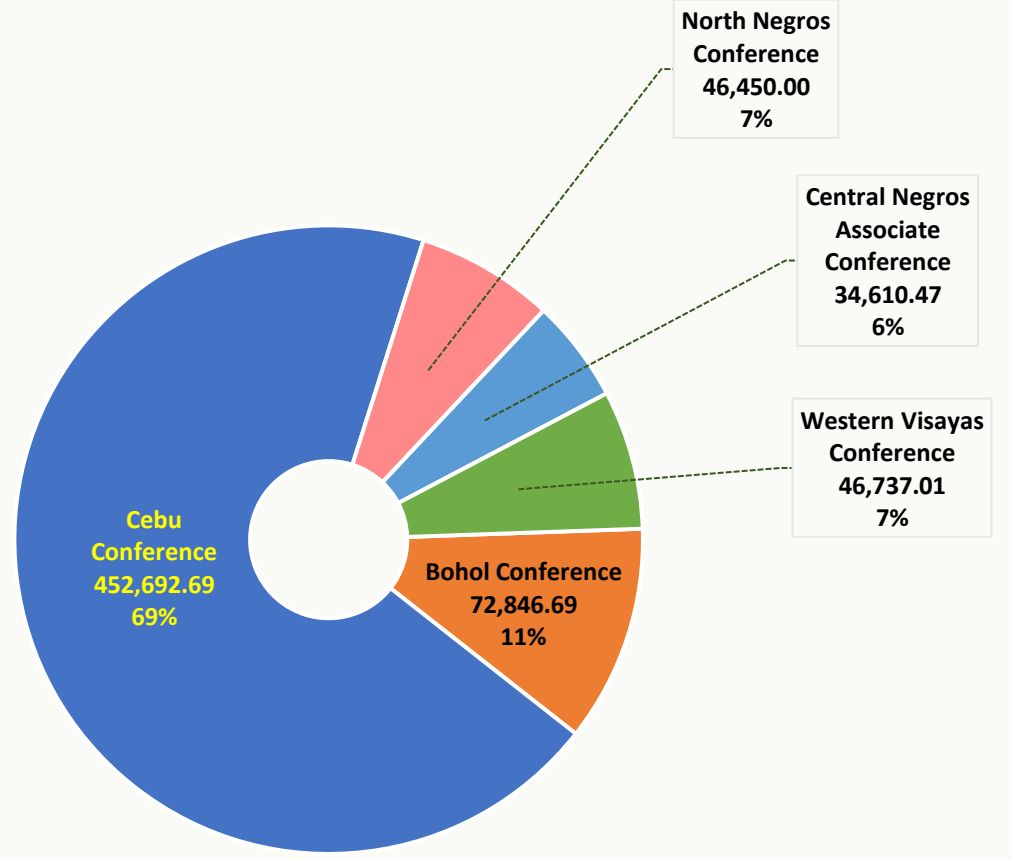
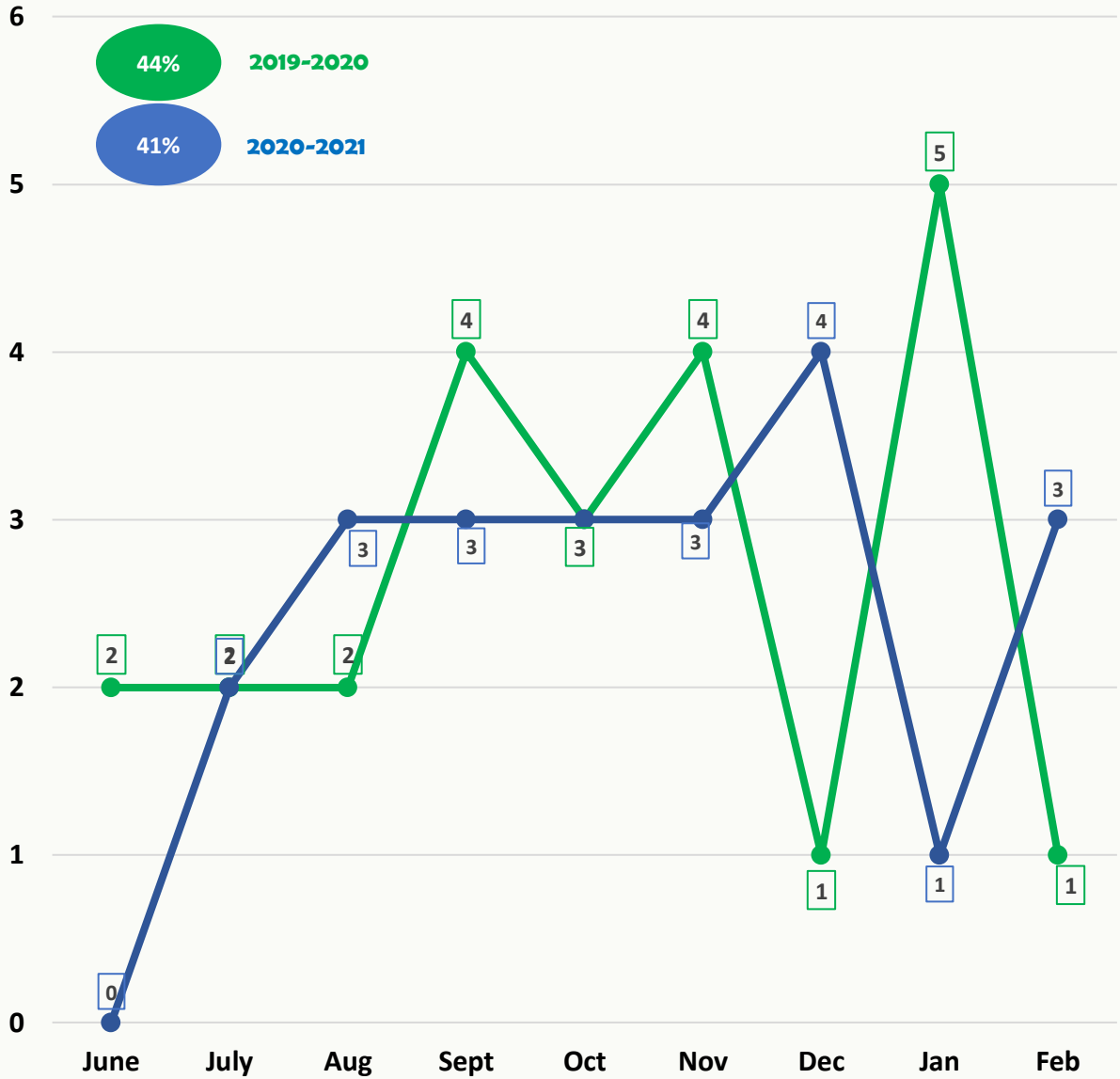
SOUTH LUZON JURISDICTION -P- 1,738,825.83

CONFERENCES' PARTICIPATION



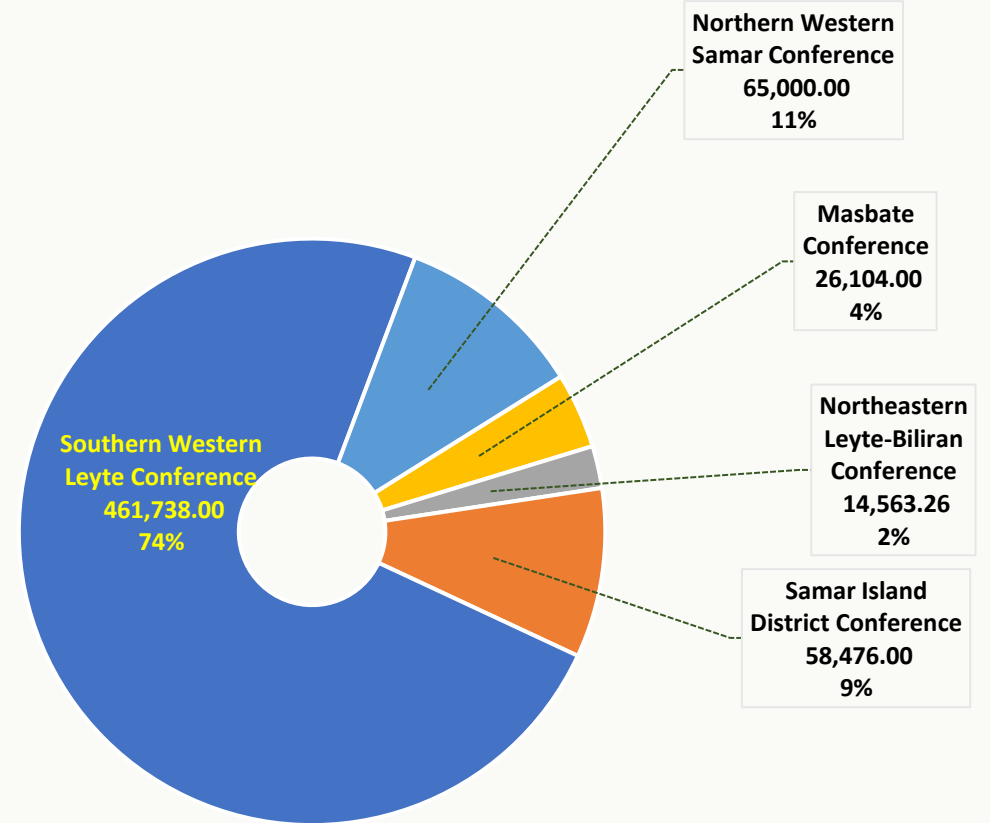
WEST VISAYAS JURISDICTION -P- 653,336.86

CONFERENCES' PARTICIPATION



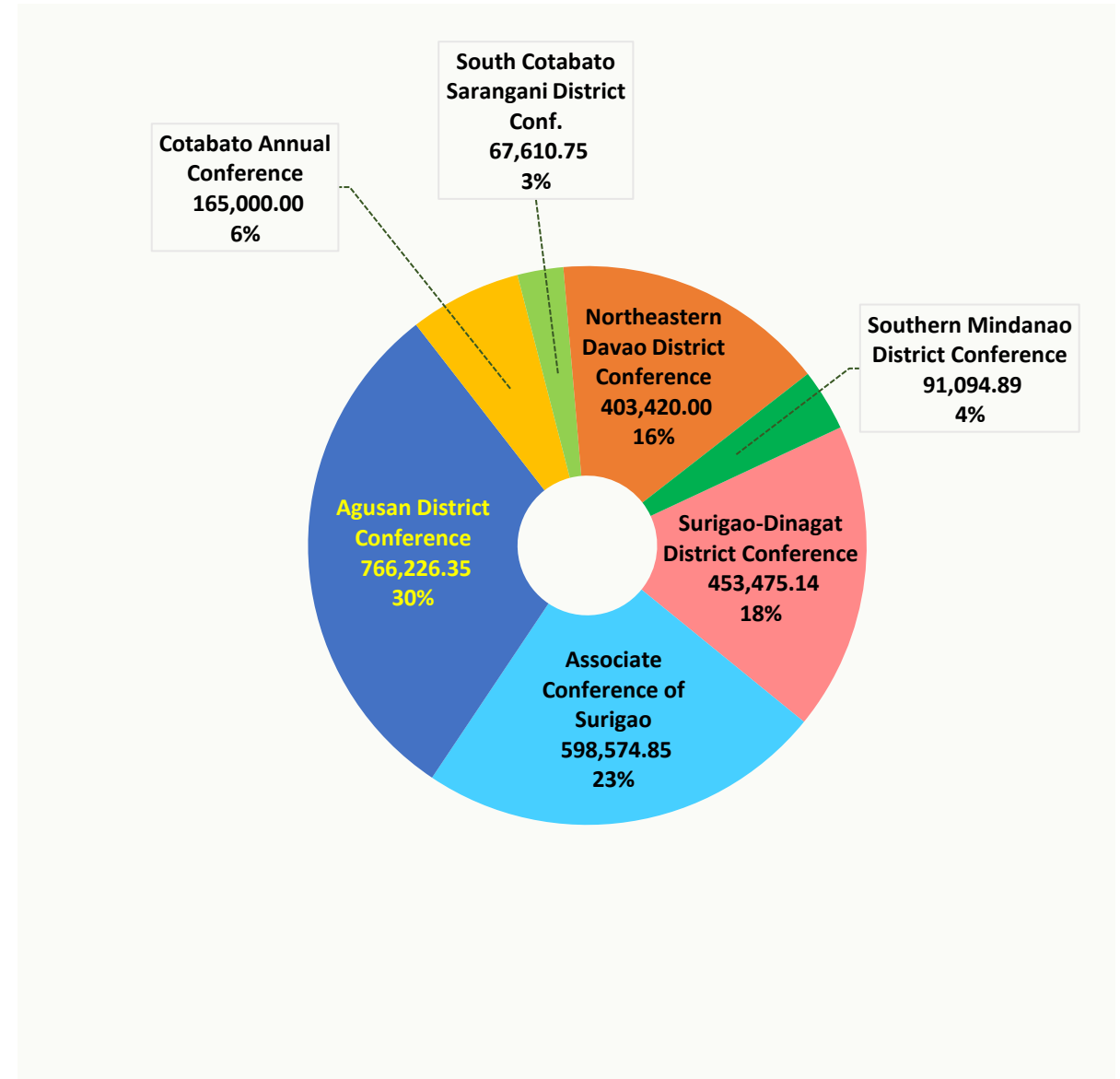
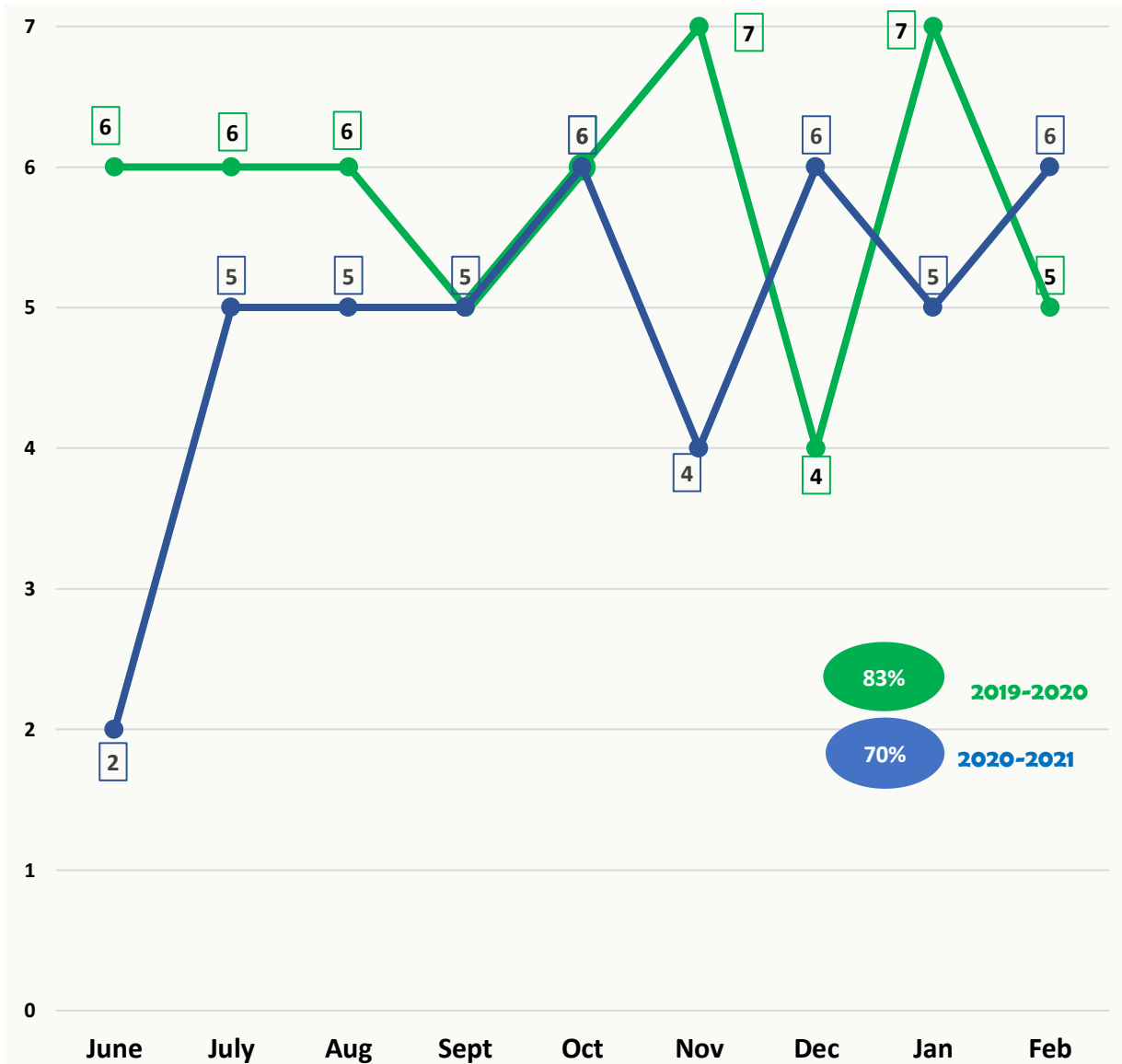
EAST VISAYAS JURISDICTION -P- 625,881.26

CONFERENCES' PARTICIPATION



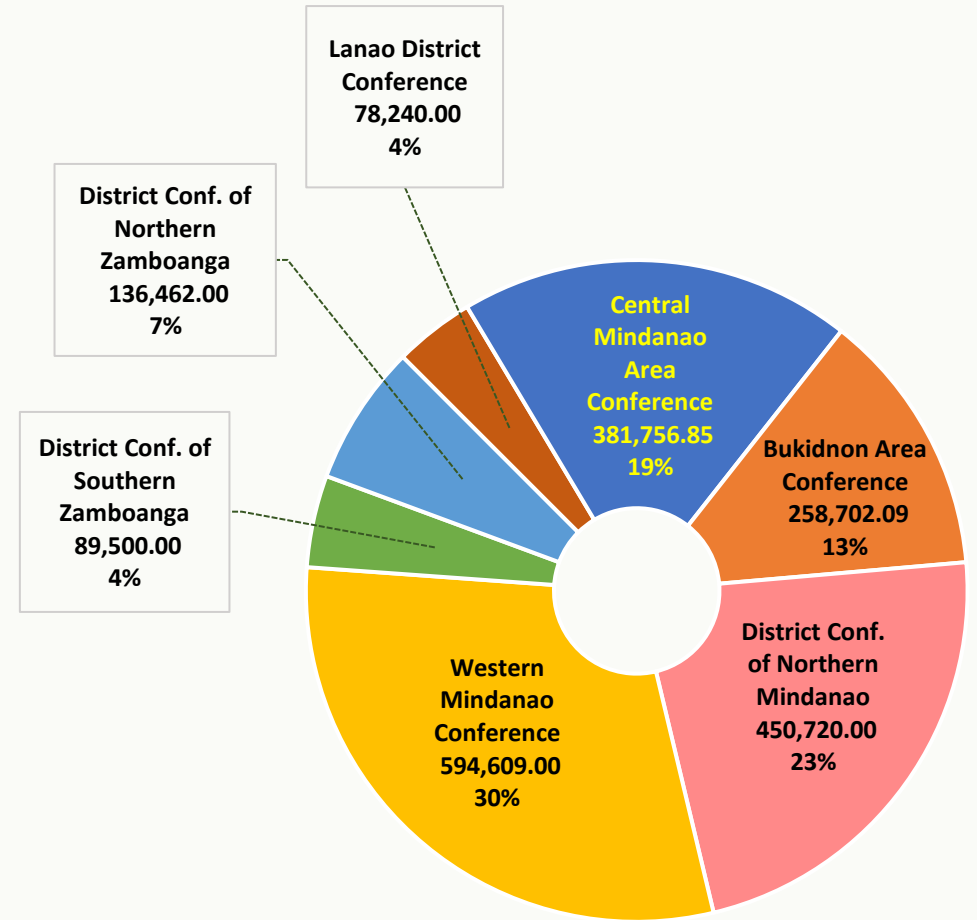
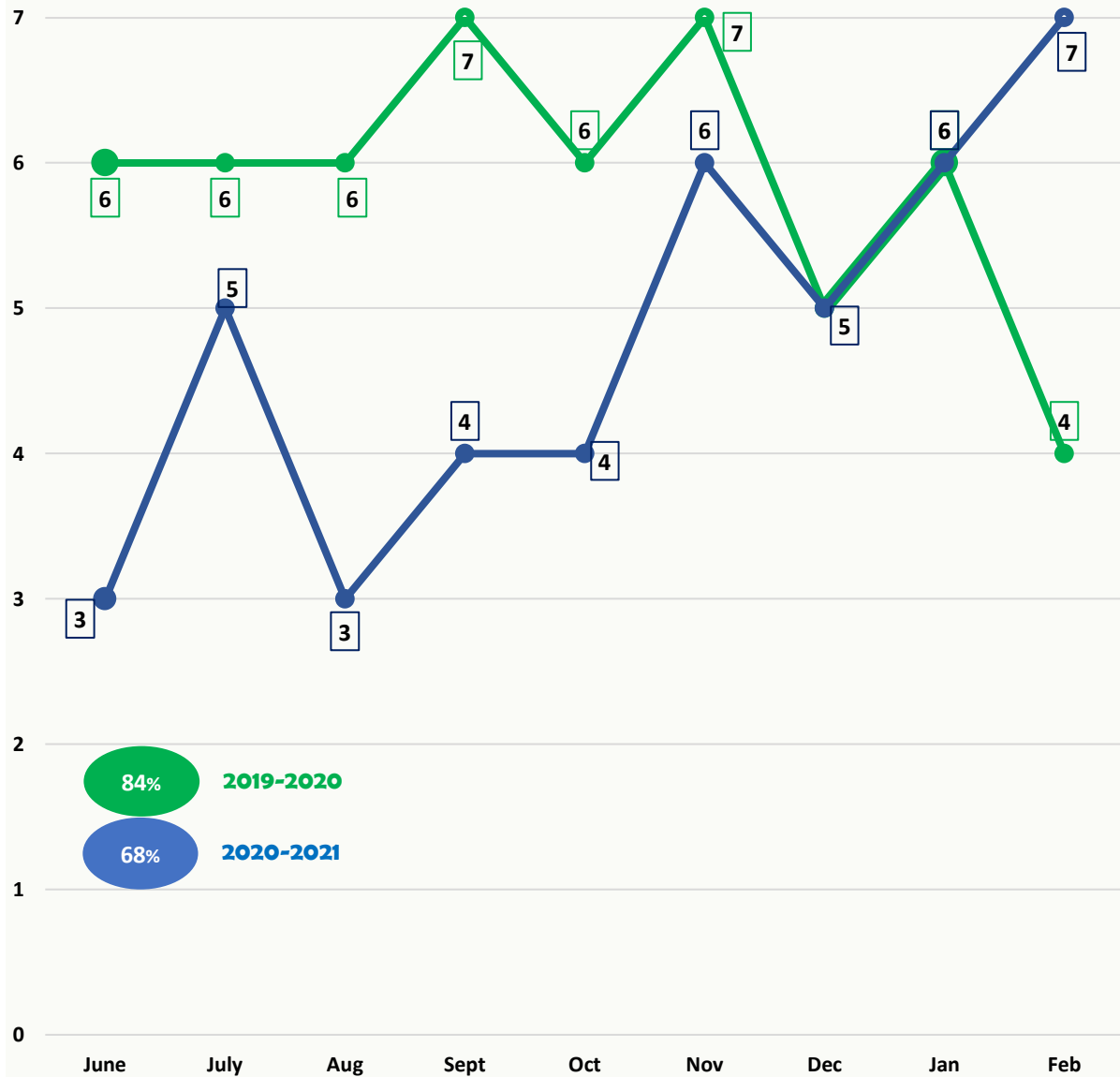
SOUTHEAST MINDANAO JURISDICTION –P- 2,545,401.98

CONFERENCES' PARTICIPATION


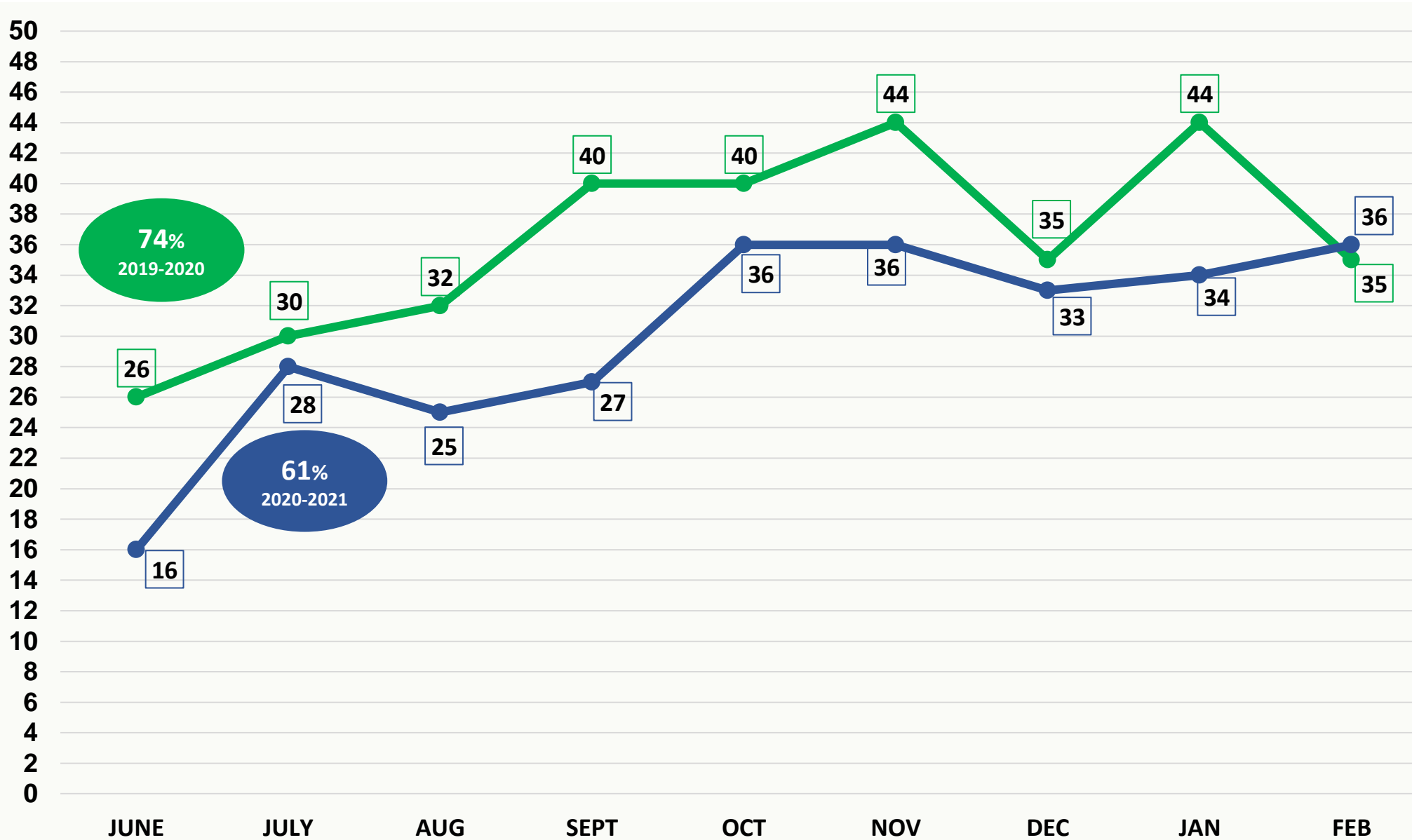


NORTHWEST MINDANAO JURISDICTION –P- 1,989,989.94

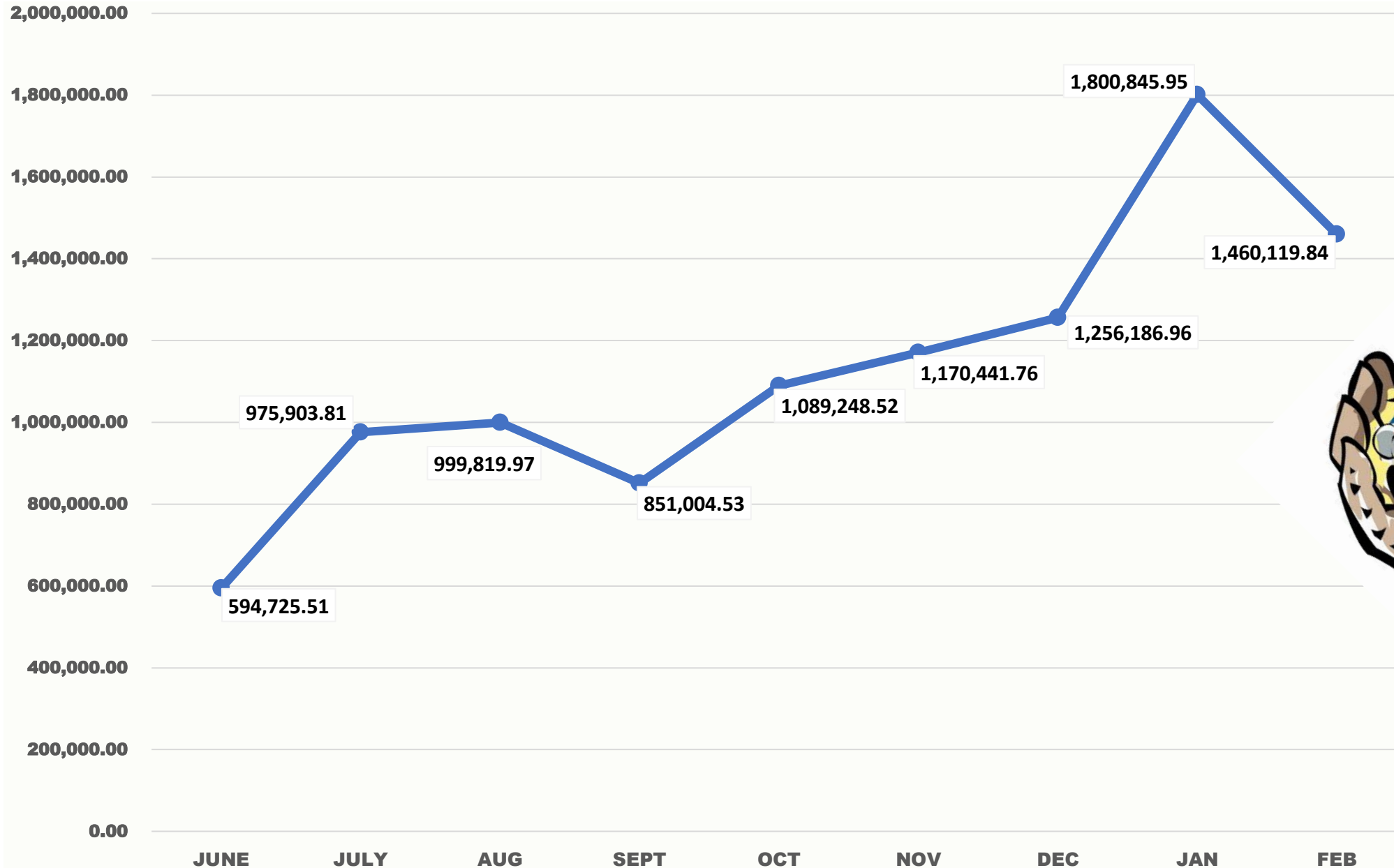
CONFERENCES' PARTICIPATION



COMPARATIVE PARTICIPATION OF THE CONFERENCES

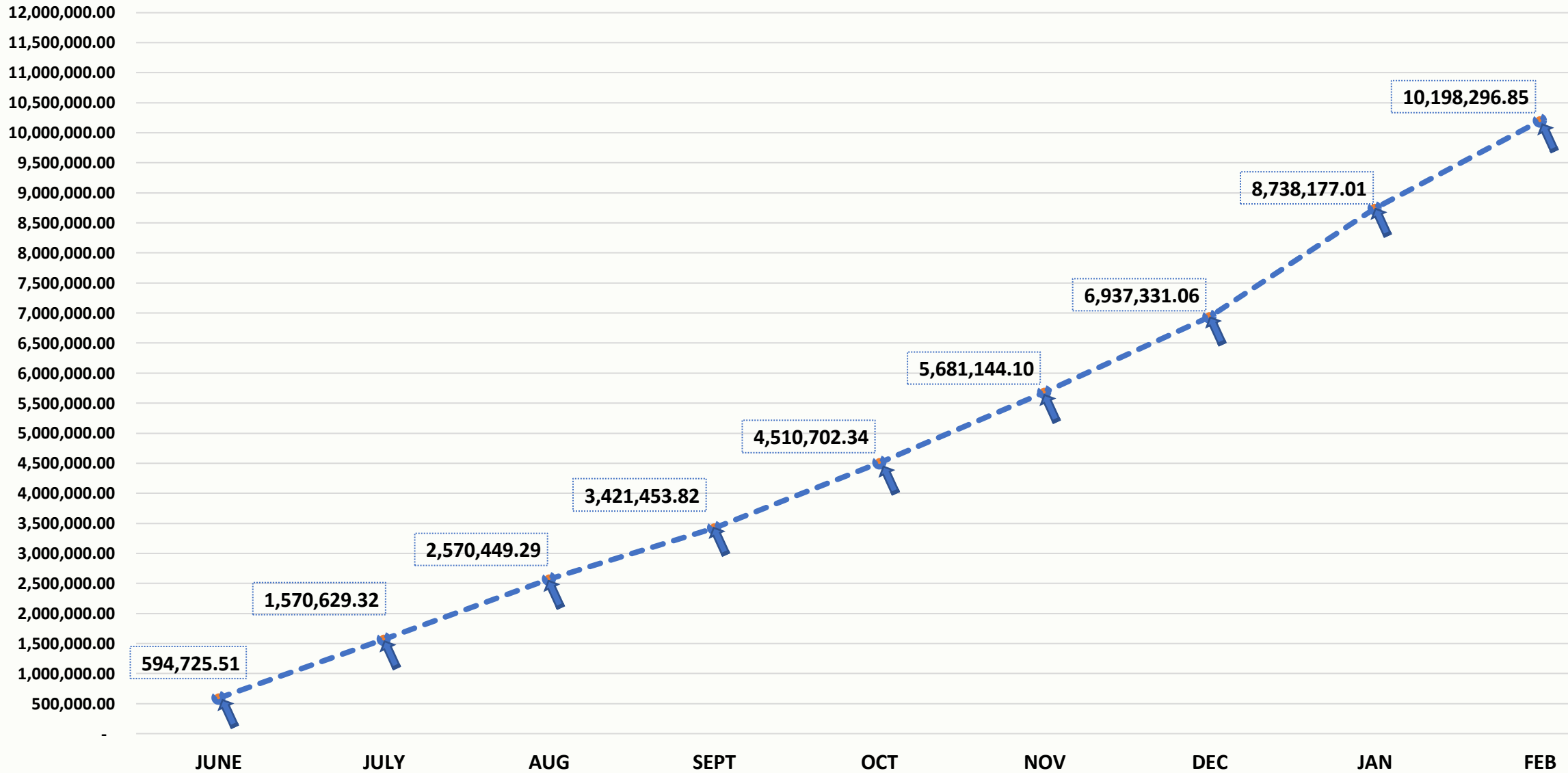


MONTHLY GIVING



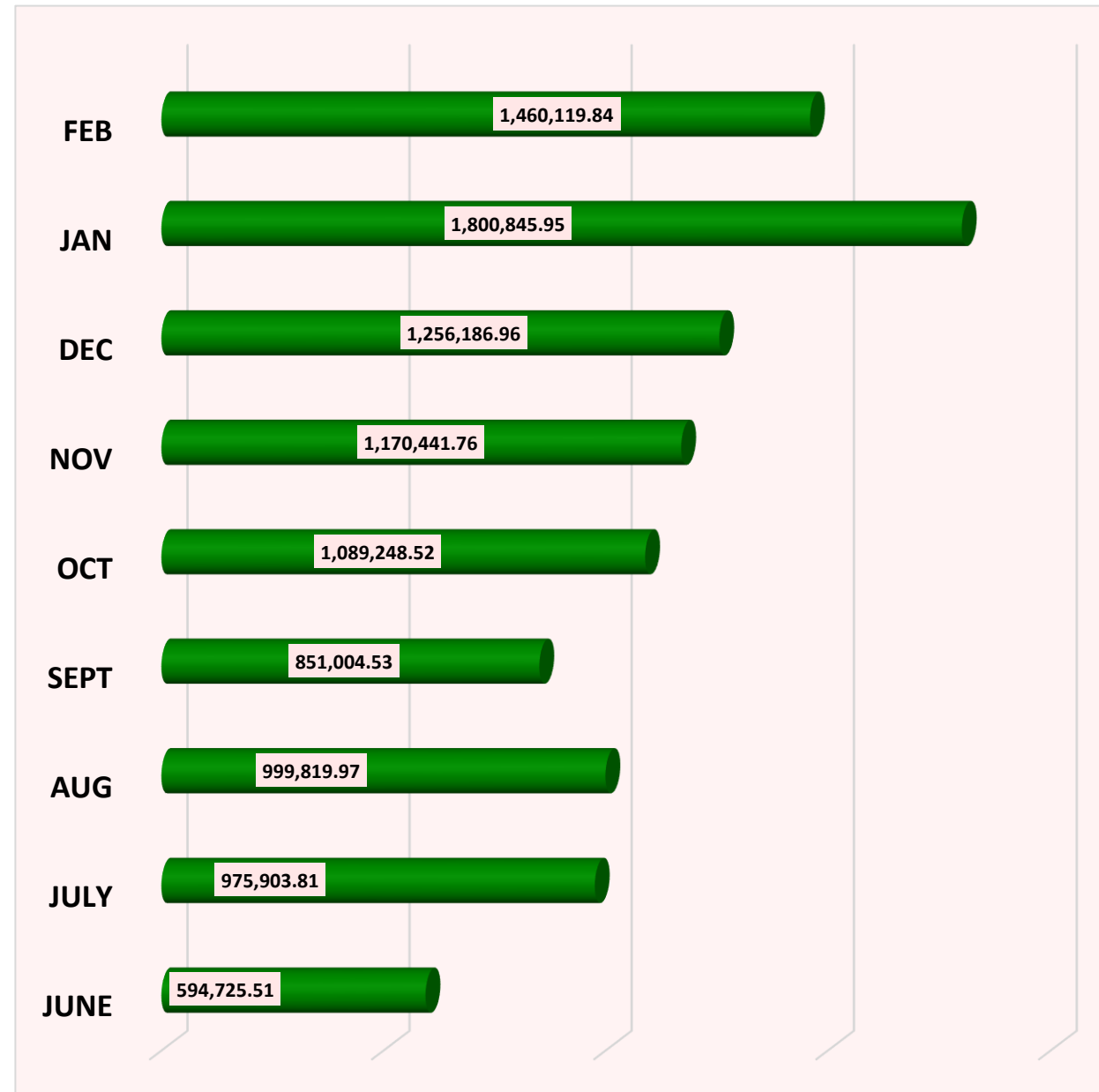
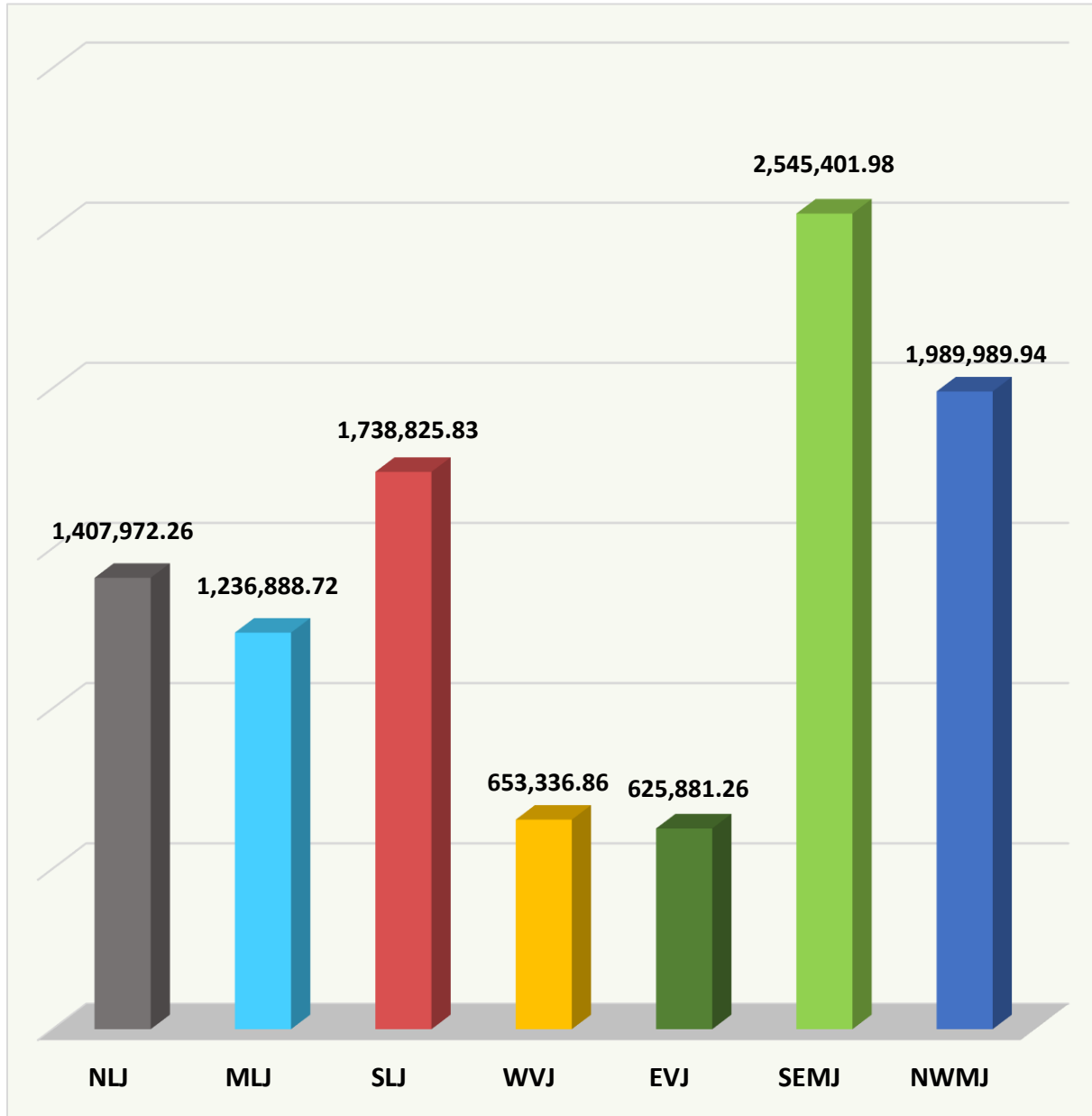
...our tithes

RUNNING TOTAL

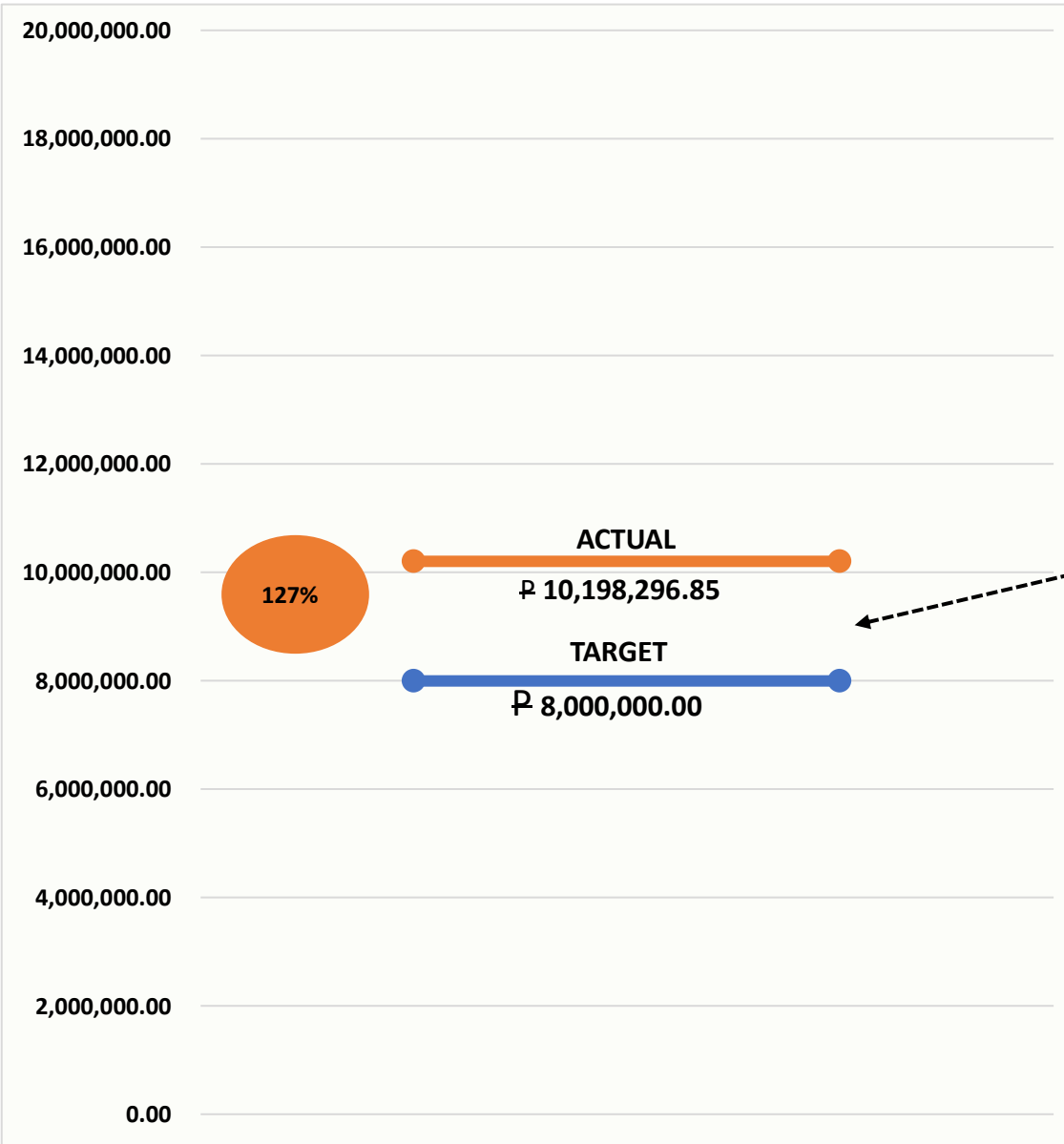


TOTAL GIVINGS

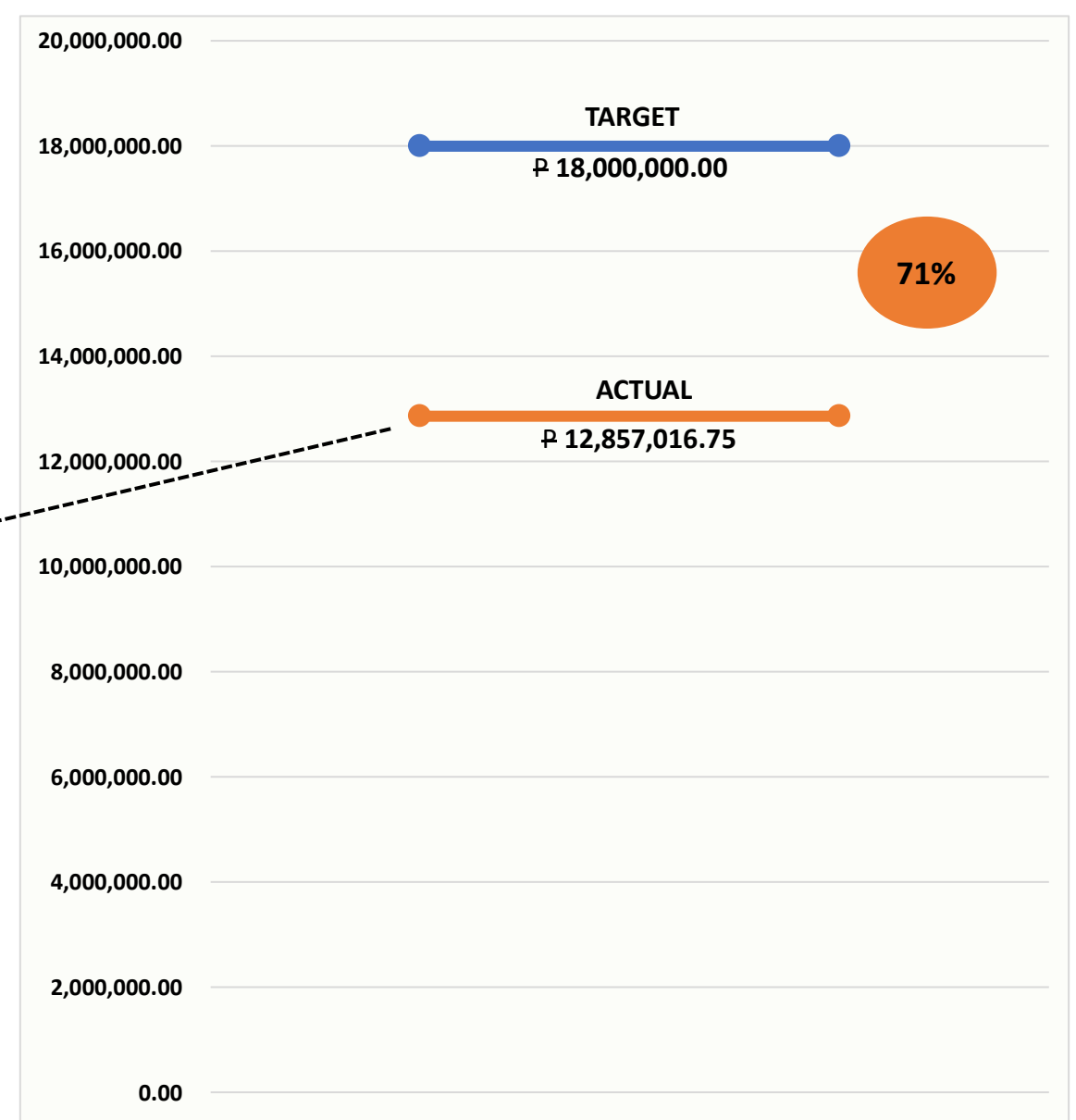
-P- 10,198,296.85



TARGET VS. ACTUAL



2020 -2021



2019 -2020

