

Lesson 26: What do we mean by ecumenicity?

Stewardship Sunday

First Sunday of Advent

November 29, 2020

General Concept: *Ecumenicity means promoting better understanding, relationship and cooperation with various religious denominations and different faith communities.*

Biblical References: John 4:4-15; Galatians 3:28

Key Verse: Galatians 3:28

²⁸ There is neither Jew nor Gentile, neither slave nor free, nor is there male and female, for you are all one in Christ Jesus.

Age-Level Concepts

- My church makes friends with other churches.
- I make friends with children from other churches.

Learning Objectives

By the end of the session the learners are expected to:

- Mention the names of some churches in the neighborhood
- Mention some names of friends from other churches.

Materials: The Holy Bible (preferably the New Revised Standard Version [NRSV])
song chart, offering plate or basket, visuals for the story, Color sheet (see art activity) and picture of churches in the neighborhood

Biblical Background

John 4:4-15

After the northern kingdom with its capital at Samaria fell to the Assyrians, many Jews were deported to Assyria, and foreigners were brought in to settle the land and help keep the peace (2 Kings 17:24). The intermarriage between those foreigners and the remaining Jews resulted in a mixed race, impure in the opinion of Jews who lived in the southern kingdom. Thus the pure Jews hated this mixed race called Samaritans because they felt that their fellow Jews who had intermarried had betrayed their people and nation. The Samaritans had set up an alternative center for worship on Mount Gerizim (4:20) to parallel the temple at Jerusalem, but it had been destroyed 150 years earlier. The Jews did everything they could to avoid travelling through Samaria. But Jesus had no reason to live by such cultural restrictions. The route through Samaria was shorter, and that was the route he took.

Jacob's well was on the property originally owned by Jacob (Gen. 33: 18-19). It was not a spring-fed well, but a well into which water seeped from rain and dew collecting at the bottom. Wells

were almost always located outside the city along the main road. Twice each day, morning and evening, women came to draw water. This woman came at noon, however, probably to avoid meeting people who know her reputation. Jesus gave this woman an extraordinary message about fresh and pure water that would quench her thirst forever.

This woman (1) was a Samaritan, a member of the hated mixed race, (2) was known to be living in sin, (3) was in a public place. No respectable Jewish man would talk to a woman under such circumstances. But Jesus did. The gospel is for every person, no matter what his or her race, social position, or past sins (or religious orientation). Jesus crossed all barriers to share the gospel. We must also be prepared to (connect) and share the gospel to anyone at any time and in any place. (Zondervan Life Application Study Bible, p. 1879)

Suggested Lesson Outline

Greeting Time

Say “Hi” to your students. Guide them to their seats. Acknowledge and introduce the new comers.

Opening Prayer (by the teacher)

Sing “I’m Happy Today” & “We Are Part of the Church”

Learning Time

Discovering the Biblical Truth

“Jesus Talks to a Woman at the Well”
(Based on John 4:4-15)

Jesus was traveling to a place called Galilee. He passed through Samaria. It was noon. Jesus was tired. He sat down by the well.

A Samaritan woman came to draw water. Jesus said to her, “Will you give me a drink?”

The Samaritan woman said to him, “You are a Jew and I am a Samaritan woman. How can you ask me for a drink?” (For Jews do not associate with Samaritans.)

But Jesus was a friend to all people. He said, “If you know God and you know me, I’m sure you will ask me for a drink, and I will give you the living water.”

“Everyone who drinks this water from this well will be thirsty again, but whoever drinks the water I give them will never thirst. Indeed, the water I give them will become in them a spring of water welling up to eternal life,” Jesus added.

With what Jesus said, the woman came to know and believe Jesus as the Messiah.

Learning a New Song “Friends, Friends, Friends” Children Praise God, 168
Friends, friends, friends, I have some friends I love
I love my friends and they love me
I help my friends and they help me
Friends, friends, friends, I have some friends I love.

Second Stanza added:

Friends, friends, friends, I have some friends I love
I have some friends from other church
I love them and they love me too
Friends, friends, friends, I have some friends I love.

Memorizing a Verse

Let the children memorize and recite **Galatians 3:28**

²⁸There is neither Jew nor Gentile, neither slave nor free, nor is there male and female, for you are all one in Christ Jesus.

Lesson Learned

Jesus Christ is a friend to all people. He welcomes us the same. We should also welcome and be a friend to all.

Applying the Lessons Learned


A. KNOWING THE CHURCHES IN THE NEIGHBORHOOD

Show the pictures of different churches in the neighborhood. Mention the names of the churches. Ask the children if they have seen these churches.

Also ask them if they have friends from these churches.

B. COLORING ACTIVITY

Print this color sheet on a whole sheet of bond paper. Give each child a copy for them to color.



Closing Time

Sing Again “Friends, Friends, Friends”

Offering

Closing Prayer (the children repeat the prayer after the teacher)

Dear God, thank you for our friends from other churches. Thank you that even if we belong to different churches, we are still friends. May you bless our friends as you also bless us. May you keep them safe as you keep us safe also. Amen.

Goodbye Song “Paalam na” Children Praise God, 72

Paalam na sa inyo, umikot ng ganito,

Paalam na sa inyo, umikot ng ganito.

Lesson 27: How do we express our ecumenicity?

Family Sunday

Human Rights Sunday

Second Sunday of Advent

December 06,2020

General Concept: We express our ecumenicity through relating, participating and working together with other Christian churches and faith communities towards the restoration of the whole creation and establishment of God’s kingdom.

Biblical References: 3 John 1:5-8; Romans 15:7

Key Verse: Romans 15:7

⁷Accept one another, just as Christ accepted you, in order to bring praise to God.

Age-Level Concepts

- My friends and I study together in VCS
- I love studying with my friends in VCS


Learning Objectives

By the end of the session the learners are expected to:

- Mention names of their friends or classmates in VCS
- Mention activities they do together in VCS

Materials: The Holy Bible (preferably the New Revised Standard Version [NRSV])

song chart, offering plate or basket, visual aids for the story (print this picture on a long size bond paper for your visual) Color sheet (see art activity)



Biblical Background

3 John 1:5-8

This letter gives us an important glimpse into the life of the early church. Third John addressed to Gaius, is about the need for showing hospitality to traveling preachers and other believers.

The “elder,” John, was one of Jesus’ 12 disciples and the writer of the Gospel of John three letters, and the book of Revelation.

John wrote about “my children” because, as a result of his preaching, he was the spiritual father of many, including Gaius. In the church’s early days, traveling prophets, evangelists and teachers (“the brothers”) were helped on their way by people like Gaius who housed and fed them.

The traveling missionaries neither asked for nor accepted anything from nonbelievers because they didn’t want anyone questioning their motives for preaching. God’s true preachers do not preach to make money but to express their love for God. It is the church’s responsibility to care for Christian workers; this should never be left to nonbelievers. (Zondervan Life Application Study Bible, p. 2289-2290)

Suggested Lesson Outline

Greeting Time

Say “Hi” to your students. Guide them to their seats. Acknowledge and introduce the new comers.

Opening Prayer (by the teacher)

Sing “I’m Happy Today”

“Friends, Friends, Friends” Children Praise God, 168
Friends, friends, friends, I have some friends I love,
I love my friends and they love me,
I help my friends and they help me.
Friends, friends, friends, I have some friends I love.

Learning Time

Discovering the Biblical Truth

“Gaius, the Good Friend”
(Based on 3 John 1:2-8)

John was one of Jesus’ disciples. He had a friend named Gaius. Gaius was a very good friend. He welcomed people even if they are strangers. He took good care of them and fed them. John was very happy when he heard about what Gaius did to the people. These people were evangelists. They travelled from one place to another to preach and teach about God. John wrote to Gaius. In his letter, he said:

Dear Friend Gaius,

It gave me great joy when some believers came and testified about your faithfulness. They also told me how you cared for the brothers and sisters who came to you even if they are strangers. I am very happy for what you did. You are such a very good friend. Please send them some provisions that they might need on their way. We must care for them too. Like us, they also work to share God’s love to others.

*Your friend,
John.*

Learning a New Song “Friend, O Friend” Children Praise God, p. 163

Friend, O friend, how do you do
Both my hands, I give to you
‘Round we go, ‘round again
We can be forever friends (new lyrics)

Friend, O friend, how do you do
Both my hands, I give to you
‘Round we go, ‘round again
Let us go, proclaim God’s name (new lyrics)

Memorizing a Verse

Let the children memorize and recite Romans 15:7

⁷Accept one another, just as Christ accepted you, in order to bring praise to God.

Lesson Learned

Jesus Christ accepts and welcomes everyone. Let us also accept and welcome others, and together we spread God's love.

Applying the Lessons Learned:

C. "MAALA-ALA MO KAYA?"

- 1) Who remembers his/her friends or classmates in VCS?
- 2) What activities did you have in VCS?

D. COLORING ACTIVITY

Print this color sheet on a whole sheet of bond paper. Give each child a copy for them to color.



Closing Time

Sing Again "Friends, O Friend" Children Praise God, 163

Offering

Closing Prayer (the children repeat the prayer after the teacher)

Dear God, thank you for our friends. Thank you that even if they belong to other churches, we are still friends, and we can study together and do things together. May you bless our friends as you also bless us. May you keep them safe as you keep us safe also. Amen.

Goodbye Song “Goodbye -2” Children Praise God, 72
Goodbye everybody, it’s time to go home,
Goodbye, goodbye, goodbye.

Lesson 28: What is the context of UCCP’s pastoral and prophetic witness?

Third Sunday of Advent

December 13, 2020

General Concept: The Filipino people continues to struggle for sovereignty and genuine peace.

Biblical References: Romans 8: 19-23

Key Verse: Romans 8:22

²²... all of creation groans with pain like the pain of childbirth. (TEV)

Age-Level Concepts

- My church cares for my country
- I care for my country.

Learning Objectives

By the end of the session the learners are expected to:

- Describe some painful situations in the country
- Mention church activities that show care for the country
- Participate in church activities that show care for the country.

Materials: The Holy Bible (preferably the New Revised Standard Version [NRSV])
song chart, offering plate or basket, Visuals (see Applying the Lesson Learned), Color
sheet (see art activity)

Biblical Background

Romans 8:19-23

Sin has caused all creation to fall from the perfect state in which God created it. So the world is subject to frustration and bondage to decay so that it cannot fulfill its intended purpose.

Christians see the world as it is – physically decaying and spiritually infected with sin. But Christians do not need to be pessimistic, because they have hope for future glory. They look forward to the new heaven and new earth that God has promised, and they wait for God’s new order that will free the world of sin, sickness, and evil. In the meantime, Christians go with Christ into the world where they heal people’s bodies and souls and fight the evil effects of sin in the world. (Zondervan Life Application Study Bible, p. 2042).

Suggested Lesson Outline

Greeting Time

Say “Hi” to your students. Guide them to their seats. Acknowledge and introduce the new comers.

Opening Prayer (by the teacher)

Sing “Hello, Hello, Hello” Children Praise God, 71
Hello, hello,hello, how are you today
Hello, hello, hello, I am fine.
Tralalalalalalalalalalalala, tralalalalalala...

“Friend, O Friend” Children Praise God, p. 163
Friend, O friend, how do you do
Both my hands, I give to you
‘Round we go, ‘round again
We can be forever friends (new lyrics)

Friend, O friend, how do you do
Both my hands, I give to you
‘Round we go, ‘round again
Let us go, proclaim God’s name (new lyrics)

Learning Time

Discovering the Biblical Truth

“The Earth Groans in Pain”
(Based on Romans 8:19-23)

Paul wrote to the believers in Rome. In his letter, he told the believers that the whole world was in pain. It was groaning in pain. The people were hurting each other and no justice rendered for the victims. The hungry were not fed. The sick were not taken care of. The poor and the orphans were neglected. They lived in poverty. No one helped them.

Even God’s other creatures were in pain. Some are dying. Some have already died. Plants and trees have been destroyed. Animals were diminishing. Rivers were drying up and becoming dumping sites. Foods became scarce. People were getting hungry. They quarreled for food and drink. All these happened because of what people did. They did not follow what God wants them to do. People just lived for themselves and were not mindful of others.

Learning a New Song

“God Made us a Beautiful World” Children Praise God, 90
God made us a beautiful world, meadow and field and hill

What can God's children do, to make it more beautiful still?

(Stop for a while, and allow answers from the children)

(Added stanza)

God gave us a community, peaceful and beautiful
What can God's children do, to make it more beautiful still?

(Stop for a while, and allow answers from the children)

Memorizing a Verse

Let the children memorize and recite Romans 8:22

²²... all of creation groans with pain like the pain of childbirth. (TEV)

Lesson Learned

We can care for our country by helping those in need and caring for our environment.

Applying the Lessons Learned:

“CARING FOR OTHERS” – Show the following pictures and ask the children what they can do to show that they care:





CARING FOR THE ENVIRONMENT – Show the following pictures and ask the children what they can do to show they care for the environment.





COLORING ACTIVITY

Print these color sheets on a whole sheet of bond paper. Give each child a copy of their choice for them to color.



Closing Time

Sing Again

“God Made Us A Beautiful World”

Offering

Closing Prayer (the children repeat the prayer after the teacher)

Dear God, thank you for giving us our country whom we can care and love. We are sad because many of our brothers and sisters are not living well. Some are hungry. Some are sick. Some are victims of others' cruelty. Many are suffering and in pain. Our environment is also not well. Plants and trees are destroyed.

Animals have no enough food to eat. Teach us to care for others in need. Teach us also to care for the environment. Amen.

Goodbye Song “Paalam na” Children Praise God, 72
Paalam na sa inyo, umikot ng ganito,
Paalam na sa inyo, umikot ng ganito.

Lesson 29: What is the context of the indigenous faith communities?

Fourth Sunday of Advent
December 20, 2020

General Concept: The indigenous faith communities continue to struggle for self-determination and defense for their ancestral lands.

Biblical References: 1 Kings 21:1-16; Leviticus 25:32a

Key Verse: Leviticus 25:23a

The Lord said, ²³“The land must not be sold permanently, because the land is mine ... “

Age-Level Concepts

- My church cares for the tribal people.
- I care for the tribal people.

Learning Objectives

By the end of the session the learners are expected to:

- Identify tribal people in the community
- Describe some situations of tribal people
- Participate in church activities that show care for the tribal people

Materials: The Holy Bible (preferably the New Revised Standard Version [NRSV])
song chart, offering plate or basket, visual for the story (Naboth’s Vineyard), pictures of indigenous people in your area (see Applying the Lessons Learned), color sheet (see art activity)

Biblical Background

1 Kings 21:1-16

King Ahab’s career of power grabbing drove him to resent Naboth. Naboth, however, wanted to uphold God’s laws: it was considered a duty to keep ancestral land in the family.

Jezebel devised a scheme that appeared legal to get the land for her husband. Two witnesses were required to establish a guilt, and the punishment for blasphemy was death by stoning.

Jezebel had a great power. She not only managed her husband, Ahab, but she also had 850 assorted pagan priests under her control. (Zondervan Life Application Study Bible, p. 590-592).

Suggested Lesson Outline

Greeting Time

Say “Hi” to your students. Guide them to their seats. Acknowledge and introduce the new comers.

Opening Prayer (by the teacher)

Sing “Kumusta Ka” Children Praise God, 68

Kumusta ka, halina’t magsaya
Pumalakpak, pumalakpak, ituro ang paa
Padyak sa kanan, padyak sa kaliwa,
Umikot ka’t umikot ka’t humanap ng iba.

“God Made us a Beautiful World” Children Praise God, 90
God made us a beautiful world, meadow and field and hill
What can God’s children do, to make it more beautiful still?

(Stop for a while, and allow answers from the children)

(Added stanza)

God gave us a community, peaceful and beautiful
What can God’s children do, to make it more beautiful still?

(Stop for a while, and allow answers from the children)

Learning Time

Discovering the Biblical Truth

“Naboth’s Vineyard”
(Based on 1 Kings 21:1-16)

In a place called Jezreel, there was a man named Naboth. He owned a vineyard. His vineyard was near the palace of King Ahab. “Let me have your vineyard,” King Ahab said. “I will use it for a vegetable garden,” he added. “I will exchange it with a better vineyard, or pay you with whatever amount,” King Ahab further said.

But Naboth replied, “I’m sorry, King Ahab. I can’t give you the land. This land is my ancestors’ inheritance. God forbid that I sell this land.”

King Ahab went home angry. He lay on his bed and refused to eat.

His wife, Jezebel came in. “Why are you so sullen? Why won’t you eat?” she asked her husband.

King Ahab replied, “Because of Naboth, the Jezreelite. He won’t give me nor sell me his vineyard.”

“Get up and eat, my king,” Jezebel said. “I will get you Naboth’s vineyard.

Jezebel called two men to accuse Naboth of cursing God and the king. Because of it, Naboth was stoned to death.

Jezebel said to Ahab, “Get up. Take possession of Naboth’s vineyard. He is already dead.”

King Ahab got up and went down and took possession of Naboth’s vineyard.

Note:

Like Naboth, the indigenous peoples also experience land grabbing, harassment and killing. We are called to help them.

Learning a New Song “Pananagutan”

Walang sinuman ang nabubuhay para sa sarili lamang
Walang sinuman ang namamatay para sa sarili lamang.
Tayong lahat ay may pananagutan sa isa’t isa
Tayong lahat ay tinipon ng Diyos na kapiling Nya.

Memorizing a Verse

Let the children memorize and recite **Leviticus 25:23a**

The Lord said, ²³“The land must not be sold permanently, because the land is mine ...”

Lesson Learned

We can care for the indigenous people by providing them shelter and food, and supporting them in their fight to keep their land and save their lives.

Applying the Lessons Learned

“KNOWING AND LISTENING TO THE INDIGENOUS PEOPLE” – Show the following pictures and explain to the children, the situation of the indigenous people.



- These are the LUMAD people in Mindanao. They are just one of the many indigenous peoples in our country
- Like Naboth, they are also victims of land grabbing
- They are victims of war, and harassment
- They sought safety and shelter in evacuation centers and sanctuaries

NOTE: You can show pictures of other indigenous people in your area or locality who are familiar with your children

CARING FOR THE INDIGENOUS PEOPLES



- Providing medical care
- Showing solidarity with the lumads
- Providing activities for Lumad children who are victims of harassment
- Sharing food to the Lumad people

Ask the children which activities they can do to show they care for indigenous people.

COLORING ACTIVITY

Print this color sheet on a whole sheet of bond paper. Give each child a copy for them to color.



Closing Time

Sing Again

“Pananagutan”

Offering

Closing Prayer (the children repeat the prayer after the teacher)

Dear God, thank you for giving us other friends like the indigenous peoples. They may look different from us, but we know you care for them, too. We are sad that they are harassed and treated badly. They lost their lands and they lived miserably. Teach us to care for them even in our little way. We will provide them with food and shelter and medical help. Amen.

Goodbye Song “Paalam na sa Inyo”

Lesson 30: How do we understand our pastoral witness?

First Sunday after Christmas

December 27, 2020

General Concept: *Pastoral witness means being one with the people in their struggles and aspirations in whatever situations they are in.*

Biblical References: Matthew 25: 31-46; 1 Peter 5:2-3

Key Verse: 1 Peter 5:2a

²Be shepherds of God’s flock ... watching over them.

Age-Level Concepts:

- My church listens and cares for children in pain
- I care for people in pain

Learning Objectives

By the end of the session the learners are expected to:

- Identify children in pain
- Mention the kinds of pain the children are experiencing
- Show care for children and other people in pain

Materials: The Holy Bible (preferably the New Revised Standard Version [NRSV])
song chart, offering plate or basket, visuals for the story, pictures of children in pain (see Applying the Lessons Learned), color sheet (see art activity)

Biblical Background

Matthew 25: 31-46

Jesus used sheep and goats to picture the division between believers and unbelievers. Sheep and goats often grazed together but were separated when time came to shear the sheep.

This parable describes acts of mercy we all can do every day. These acts do not depend on wealth, ability, or intelligence; they are simple acts freely given and freely received. We have no excuse to neglect those who have deep needs, and we cannot hand over this responsibility to the church or government. Jesus demands our personal involvement in caring for others. (Zondervan Life Application Study Bible, p. 1707).

Suggested Lesson Outline

Greeting Time

Say “Hi” to your students. Guide them to their seats. Acknowledge and introduce the new comers.

Opening Prayer (by the teacher)

Sing “Kumusta Ka” Children Praise God, p. 68
Kumusta ka, halina’t magsaya
Pumalakpak, pumalakpak, ituro ang paa
Padyak sa kanan, padyak sa kaliwa,
Umikot ka’t umikot ka’t humanap ng iba.

 “Pananagutan”
Walang sinuman ang nabubuhay para sa sarili lamang
Walang sinuman ang namamatay para sa sarili lamang.
Tayong lahat ay may pananagutan sa isa’t isa
Tayong lahat ay tinipon ng Diyos na kapiling Nya.

Learning Time

Discovering the Biblical Truth

 “Jesus Wants Us to Care”
(Based on Matthew 25:31-46)

One day, Jesus taught a lesson about caring for those in need.

Jesus said, “The kingdom of heaven is for those who know how to care. When I was hungry, you gave me food to eat; I was thirsty and you gave me a drink, I was a stranger and you invited me in; I was naked and you clothed me; I was sick and you looked after me; I was in prison and you visited me.”

One group of people said, “But Lord, we didn’t see you hungry, or thirsty, or naked or sick or in prison. How come you said we gave you food, or water, or we clothed you, or looked after you or visited you in prison?”

Jesus answered, “When you did it to the poor and the needy, you did it to me. I’m glad you cared for them. The kingdom of heaven welcomes you in.”

Another group said, “Lord, how about us? Can we not enter the kingdom of heaven?”

Jesus answered them, “No, you can’t enter the kingdom of heaven. For you never cared for the needy, the hungry, the homeless, the sick, and those in prison.”

GOD CARES, WE CARE

Words & Music: EE Vanguardia

October 20, 2020

The musical score is written on two staves in 3/4 time. The first staff contains the first line of the song, and the second staff contains the second line. Chords are indicated by letters C, F, G, and C above the notes. The lyrics are written below the notes.

God cares for those who are in pain, God cares for those who are in pain
My church does care for those in pain, my church does care for those in pain
Let's care for those who are in pain, let's care for those who are in pain
I'll care for those who are in pain, I'll care for those who are in pain

God cares for those who are in pain, I know God cares for them.
My church does care for those in pain, my church does care for them.
Let's care for those who are in pain, let's care for all of them.
I'll care for those who are in pain, I'll care for all of them.

Memorizing a Verse

Let the children memorize and recite **1 Peter 5:2a**

²Be shepherds of God's flock ... watching over them.

Lesson Learned

We can care for people and children who are in pain by sharing to them what they need – food, drink, shelter, medical help, and supporting them in their fight against all forms of pain and violence.

Applying the Lessons Learned

“KNOWING AND LISTENING TO THE CHILDREN IN PAIN” – Show the following pictures and explain to the children the painful situations of children






CARING FOR PEOPLE AND CHILDREN IN PAIN. Show again the pictures above, one by one. Ask the children what they can do to stop or lessen the pain the people or children in the pictures are experiencing.

The teacher can mention some programs of the church that care for people or children in pain.

COLORING ACTIVITY

Print this color sheet on a whole sheet of bond paper. Give each child a copy for them to color.



Closing Time

Sing Again “God Cares, We Care” by EE Vanguardia

Offering

Closing Prayer (the children repeat the prayer after the teacher)

Dear God, we are sad today because we learned about many children who are in pain. Some are hungry. Some are sick. Some are beaten up. Some are suffering in prison. Some are being bullied. Some do not have homes. Some are not able to go to school. Some need to work at a young age. Some have no parents that care for them. Please, help them, Lord. Teach us to care for them, too. May our church also help and care for them. Amen.

Goodbye Song “Paalam” Children Praise God,⁷¹

Paalam, paalam sa ‘yo kaibigan ko,
Paalam, paalam, ingatan ka ng Dios.

Closing Prayer (the children repeat the prayer after the teacher)

Dear God, thank you for caring and healing us when we are sick. We are happy that our church also cares for the sick. Teach us to also help others and care for others who are sick. May all the sick people receive healing from you, especially those who are sick with Covid-19. Bless them, Lord. Bless also the doctors, the nurses, and all the care-givers. Amen.

Goodbye Song “It’s Time to Go Home”

