

## Lesson 36 : What is the Gospel of Jesus Christ?

Sixth Sunday after the Epiphany  
February 16, 2020

**General Concept:** The Good News is that Jesus came, died and rose from the dead so we have new life in Christ: life abundant and meaningful.

**Biblical References:** Deuteronomy 30:16; John 10: 10

### Age Level Concepts

- The life and message of Jesus is Good News to many, especially to those who are poor and oppressed.
- Believing in the message of Jesus and following His way of life gives meaning to the lives of many.

### Learning Objectives

By the end of the session, the learners are expected to:

- Trace the life-work of Jesus to see how it brings Good News to many
- Sketch their own life-work and see how they can be bringers of Good News
- Affirm that following Jesus gives meaning to our lives

**Materials:** The Holy Bible (preferably the New Revised Standard Version [NRSV]), song chart, offering plate or basket, strips of paper with for the Pictionary or Pinoy Henyo; copy of the passages about Jesus' life; copy of the images of Jesus' Life and Ministry.

### Biblical Background

Deuteronomy 30:16

The passages from chapter 29 – 30 deals with the call about the renewal and restoration of God's Covenant to the chosen people, Israelites. This call for renewal and restoration was a result of Israel's lack of understanding of God and God's ways that the people needed a constant reminder of the purpose, meaning, and requirements of God's covenant. Furthermore, Moses reminded them that this renewed oath of loyalty and allegiance that the people swore before entering the Promised Land, Canaan, was binding on the future generation. (Bridgeway Bible Commentary)

Moses concluded his farewell discourse of the law with the words “life and good, and death and evil”. He reminded the people that they are under oath and obligation to be faithful to the Lord and to keep afresh of this covenant. More so, the covenant is clear and worth keeping, as stated “ God had set before you this day life and good as well as death and evil”, commanding them to love the Lord and walk in God’s ways. Good means prosperity and salvation while death and evil mean adversity and destruction.

Love is set primarily, as the essential principle of the fulfillment of the commandments and clarifying the law was set before them life and death, salvation and destruction, because the law was living and powerful and proved itself, in every person, a power of life or of death, according to the response and attitude a person assumed towards the law. (Kiel & Delitzsch Biblical Commentary on the Old Testament)

### **John 10:10**

Jesus was described as a Good Shepherd in this chapter, who cares, tends, and carries his sheep to abundant, and meaningful life. Jesus was the true shepherd and spiritual leader. He leads the people entrusted to him, into a life of greener pasture. The Pharisees and Scribes fought against Jesus by their teachings about human traditions. Instead of teaching God’s commandment they enslaved the people, in the guise of religion. Like thieves, they robbed the flocks and like hired laborers they worked for their own profit without a real concern for the flock. On the other hand, Jesus sacrificed everything for his flock even to the extent of dying so that the sheep might have life and be saved. The flock of the good shepherd are not merely those who are in his own fold but also include others who are outside the fold. They are drawn together into one flock under the shepherd Jesus. He has complete authority over life and death, and his enemies have no power to take his life from Jesus. Yet, he is willing to lay down his life so that he might save the people from their weaknesses.

**Materials:** The Holy Bible (preferably the New Revised Standard Version [NRSV]), song chart, offering plate or basket,

### **Suggested Lesson Outline**

**Greeting Time.** As the children arrive, the teacher will greet the students with warmth and a welcoming Smile.

Talk to children and ask them *“How are you today?”*

Opening Hymn      “What a Friend we have in Jesus” Hymnal of Faith Journey, 215

Opening Prayer (by a learner)

## Learning Time

### *Pictionary or Pinoy Henyo*

The teacher will prepare a situation or a scene from Jesus' ministry, as the main category of the game. Write on the strips of paper the word or phrase the learners will guess about Jesus. Group the learners into two or three groups. Each group will choose a member to pick a strip of paper. Each player will pick a strip as they take their turn and act out before his/her group what is written on the paper. Each group should guess what their group mate wants to portray.

Ex. of the categories: Jesus was dedicated in the temple; Jesus whipped the moneychangers in the temple; as a family, they fled unto Egypt when Jesus was a baby, etc.

After the game, ask the learners about other story or information that they know about Jesus, aside from the information they have had in the game. Let them identify some.

### *Discovering the Biblical Truth*

Some remarkable and worth remembering events in Jesus' ministry:

- Matthew 4:23  
And Jesus went about all Galilee, teaching in their synagogues, preaching the gospel of the kingdom, and healing all kinds of sickness and all kinds of disease among the people. Jesus healed people everywhere He went, which reveals several important things.
- His miracles proved that He was sent by God (Acts 2:22). They showed that He cares for our physical needs as well as our spiritual needs.
- He loved and respected all people, regardless of gender, race, age or status, demonstrating a degree of love the world had never seen and which serves as a role model for all His future followers (John 13:34-35).
- He also used miracles to prove that He had the authority to forgive sins and to heal us of our spiritual problems (Matthew 9:6).

### *Read the biblical manuscripts*

Ask some learners to read the two passages; Deuteronomy 30 :16 and John 10 :10. The teacher explains the meaning of the text to the learners based on the biblical background. Ask them the following questions for clarification :

1. What image did Jesus was likened to?

2. How does this image explain Jesus' purpose in the world?
3. What is the difference between a good shepherd and thieves or robbers ?

### *Lessons Learned*

Tell the learners to use the image below to discuss the life-work of Jésus as presented in the Gospels. How does this image brought good news or new life- situation to people whom he served and lived with.

### **Testimony**

After the discussion, instruct the learners to share how they have accepted and believed in Jesus. Ask them to share how the Good News of Jesus inspired them. Let them discuss how their life can be used and become an instrument of life and light for others like Jesus did.



### *Applying the Lessons Learned*

#### **Prayer of Affirmation**

Ask the learners to write a prayer of affirmation that Jesus gives meaning into our lives and appreciate how Jesus gave and lay down his life for his friend/believers. As a sign of gratitude, thank God and affirm that, truly, God is ever kind and good to be able to give his life for our own sake.

## Closing Worship

Offertory     Aside from money, the learners will also offer and re-dedicate their lives to God

Closing Hymn     “What a Friend We have in Jesus”     Hymnal of Faith Journey, 215

Closing Prayer (by the teacher)

**Lesson 37 : What is the significance of the Gospel of Jesus Christ in the life and mission of the church?**

### Transfiguration Sunday

Last Sunday before Lent

February 23, 2020

**General Concept:** The Gospel of Jesus Christ is the very foundation of the life and mission of the Church.

**Biblical References:** Colossians 1: 18 Lukas 9: 1-6

### Age Level Concepts

- The Good News of Jesus is the center of the life and faith of the Church.
- Jesus Christ’s work is the basis of the Church’s mission.

### Learning Objectives

By the end of the session, the learners are expected to

- Explain why Jesus is the center of the Church’s life and faith
- Draw out from experiences of believers the challenges and threats encountered in doing good works in Jesus’ name
- Resolve to come together and do mission in the name of Jesus

**Materials:** The Holy Bible (preferably the New Revised Standard Version [NRSV]), song chart, offering plate or basket, cardboard, glue or paste, markers and bond or art paper.

### Biblical Background

Colossians 1:18

Jesus, as the Head of the Church, refers to the divine nature of Jesus Christ. Through Jesus Christ, the Church was established and entrusted to continue the mission Christ had started. Though Christ does not exist in

physical body, he lives in all Christians through the Holy Spirit and through the Church. He calls the Church as his “body” and he is the Head. To be “Head” means that Christ is the ruler of his church. As ruler, whatever his purpose, will and intentions will be made possible according to his power. As head, Christ wants his body to be active, truthful, and fruitful. He empowered his body with what are essentials to see to it that the body will experience growth and reach maturity to its fullness. Ephesians 4:12 says, *“Their responsibility is to equip God’s people to do his work and build up the church, the body of Christ.”* Since the beginning of the disciples’ calling, Jesus taught and equipped them with skills, knowledge, and behaviors necessary to uphold his body, until they reach maturity.

### **Luke 9: 1-6**

Jesus appointed the twelve and commanded them to preach the good news that the Kingdom of God had come. All the authority, power, and teachings were given to them that God’s intention, love, and compassion might spread throughout the land. In Jesus’ time, the gospel was spread, mainly, on Israel. After Jesus’ death and resurrection, they then took and spread the good news to nearby places, outside and beyond Israel. They were told to take with them only the basic necessities for their daily needs, so as not to be hindered in their travels. They were not to waste their time preaching to people who refused to listen, when others have not even heard the gospel.

Although they preached good news and did good works, the apostles, according to Jesus, would expect tribulations, hardships, and hard challenges. They would experience oppositions from friends, relatives, and other people in all places. But, through Christ’s inspiration and empowerment, they were able to press with their mission. As faithful servants, they were not to fear to teach and proclaim the good news for the Spirit of God will empower and protect them from all forms of harm and dangers. All they need to do is to remain strong and put loyalty to Jesus among others. They were to maintain full obedience to God, knowing that God would watch over them. He would never forsake those who are faithful to him.

### **Suggested Lesson Outline**

#### **Greeting Time**

Announcement and/or Birthday Greetings

Opening Hymn

“I Have Decided to Follow Jesus”

I have decided to follow Jesus, I have decided to follow Jesus

I have decided to follow Jesus

No turning back, no turning back.

Opening Prayer (by one of the learners)

## Getting Ready

*GAME.* Start the lesson through a game in entitled “Shaggidy, Shaggidy, Shapopo”

Instruct the learners to form a circle. The objective of the game is to “follow the leader”; whatever action the leader will make, other members will follow, one at a time. Choose a leader among the learners who will start an action and next person on the right will follow the leader’s action and the next person will do the same until all the actions are done. The rhythm, “Shaggidy, Shaggidy, Shapopo” shall be followed to add coordination and system. Whoever commits a mistake or could not follow will be given a consequence.

Have a discussion after the game to assess the process and experience.

1. What should be done in order to follow the actions?
2. If somebody could not follow, what happens to the whole process of the game?
3. If somebody would commit mistake, what should be done?

## Learning Time

Discovering the Biblical Truth

Ask two learners to read the biblical texts, Colossians 1: 18 and Luke 9: 1-6.

With the biblical background provided for the teacher, important points about the passages may be given emphasis such as:

### Colossians 1: 18

- Jesus is the very foundation of our church and mission. He is the Head of the Church.
- He is the head of the church as he was appointed to be the example of a true and faithful son and servant of God.
- Through his life, ministry, death, and resurrection, Jesus exemplified faithful obedience to God.
- Jesus’ mission is the church’s mission, as well. The church does not have mission aside from Jesus’ mission.
- We follow Jesus’ mission as a church. The church has no other mission except that of Jesus.
- If the church fails to do what she ought to do, the church ceases to be a church.

### **Luke 9: 1-6**

- Jesus called his disciples to be his partners in doing God’s mission.
- Jesus trained his disciples how to do mission especially to the poor and the needy.
- As believers of our time, we are also called out to be disciples and doers of God’s mission.
- As church members, we need to participate in doing Christ’s mission being the mission of the church.
- In doing Christ’s mission, there are challenges and threats that will come our way, like the ones experienced by the disciples. But because of faith and through the empowerment of the Holy Spirit, we will be able to overcome and surmount all challenges and troubles.

After the discussion, ask the learners the following questions:

1. How would you explain the belief about “Jesus as the Head of the Church”?
2. Why is it important to acknowledge Jesus as the Head of the Church?
3. In what ways can we become participants in Christ’s mission through the church?

### **Lessons Learned**

#### **“The Footsteps of Jesus (Doing Jesus’ Mission)”**

Ask the learners to trace their steps and paste or glue each step on a cardboard. Inside each step, let the learners write Jesus’ Mission that they want to do and follow in their everyday lives, 3-4 mission steps each learner. Let the learners read the mission-word written on their cardboard and ask them how to live out the mission in their everyday lives.







### Applying the Lessons Learned

RELAY. To apply the lessons learned, the learners will play a relay “Following the Footsteps of Jesus  
(In doing Jesus’ Mission)

Group the learners into two groups and ask them to form a line. Each group member will make use of the footsteps cardboard to travel from the starting line and going back. They will step on the cardboard one at a time or one by one until the player reach the starting line, again.

### Closing Worship

Offertory

Closing Hymn                    “I Have Decided to Follow Jesus”

Closing Prayer (by the teacher)

**Lesson 38 : Why do we need to proclaim the Gospel of our Lord Jesus Christ?**

First Sunday in Lent

March 1, 2020

**General Concept:** We need to proclaim the Gospel of our Lord Jesus Christ because it is an expression of our faithful obedience as commissioned followers.

**Biblical References:** Acts 8: 26-40, 2 Timothy 2:15

**Key Verse:** 2 Timothy 2:15

### **Age Level Concepts**

- We share the Gospel of Jesus Christ because we are His followers.
- We share the Gospel of Jesus Christ to show that we obey Him.

### **Learning Objectives**

By the end of the session, the learners are expected to

- Explain why we need to share the Gospel of Jesus Christ to others
- Make a presentation on how we can share the Gospel of Jesus to others
- Express intention to invite others to follow and obey Jesus Christ

### **Biblical Background**

Acts 8: 26-40

This story is about the missionary journey of Philip as he was moving towards the region of Philistia on the Mediterranean coast. On his way he met a non-Jewish person who, through God's spirit, responded to his preaching. Philip met this man, a government official from Ethiopia in North Africa, who, according to the scripture was a God-fearing man. At the time he met him, the man was reading the passage from the Book of Isaiah. However, he did not understand what he was reading but Philip was able to explain to him and learned about the meaning of Jesus' death. At that very moment, the man became a believer and was baptized. The man was very delighted as he continued his journey and excitedly spread the good news of Jesus among his fellow Africans. Meanwhile, Philip continued his journey around the towns of Philistia, then moved north along the coast till he came to the provincial capital, Caesarea. (Bridgeway Bible Commentary)

**Materials:** The Holy Bible (preferably the New Revised Standard Version [NRSV]), song chart, offering plate or basket, pictures for the story, strips for the game, construction paper, bond paper, markers, crayons, and colored pens.

### **Suggested Lesson Outline**

#### **Greeting Time**

Greetings or/and Announcements

Opening Hymn

" I Will Serve Thee"

I will serve Thee, because I love Thee.  
You have given life to me. I was nothing Before You found me.  
You have given life to me. Heartaches, broken pieces.  
Ruined lives are why You died on Calv'ry.  
Your touch was what I longed for; You have given life to me.

Opening Prayer (by a learner)

### **Getting Ready**

#### **"Message Relay"**

The teacher will prepare several passages in the Bible about the mandate of spreading the good news (make the statement brief or concise, as much as possible). Write them on strips of paper. The learners will form two groups in a line formation. The first player will be asked to act as a leader. They will pick out a strip from the teacher, memorize, or familiarize the passage and then whisper it to the next player. The next player will pass it to the next and the rest players will do the same until it will reach at the last player. The last player will run to the front and shout the verse passed to him/her. The team who got the right verse and the first to come will receive a point. The team with the highest points wins the games.

### **Learning Time**

#### **Discovering the Biblical Truth**

Ask the learners to read the biblical passages. Let them understand and comprehend the story that they may have mastery of it. Let them take note of the following:

- a. Who are the characters in the story?
- b. What is the plot of the story?
- c. What is the main lesson of the story?

**STORY CHAIN.** Encourage the learners to retell the story through a relay. Tell the learners to master or internalize the story. Tell them to retell the story according to its sequence from the beginning until the end. If some portions are lacking and nobody assumes, then, the teacher will take the task and connect it to the story until the story is completed.



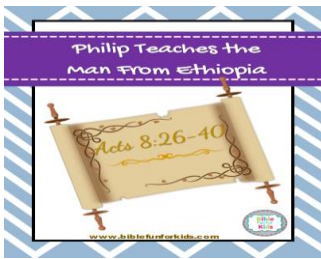
The teacher will explain that the story is all about a eunuch who became a believer and accepted the faith through Phillip, a disciple of Jesus. He shared about Jesus' life, death and resurrection and followed God's purpose. Just like Phillip, we are also tasked to spread God's gospel to others that they may also know God's love, purpose and will to everyone. As God's believer, we have to do our mission of sharing God's gospel to others that they may also experience salvation and God's love.

Lessons Learned

From the story discussed above, motivate the learners to make a presentation of the story that they can share to others, as creative as possible. Ask them to have a discussion on the how would they share it, what words would they be saying and ways they want to do it. They can create materials or resources that will serve as visual aids in sharing the gospel to others for clear and easy presentation.

Make use of the following pictures as visual aids. Ask them to re-arrange the pictures according to their occurrence in the story. Through these pictures, the learners will have the mastery of the story that they may use to share God's gospel to others.

Source: <https://www.biblefunforkids.com/2016/06/philip-and-ethiopian-eunuch.html>



### Applying the Lessons Learned

KNOW JESUS. Encourage them to make bible tracks or cards to be given to their friends, neighbors, classmates, or schoolmates. This will serve as material to invite them to follow Jesus. Ask each

learner to make 3-5 bible tracks or cards for them to distribute. Encourage them to get feedback from them, after reading the card or tracks.

### **Closing Worship**

Offertory

Key Verse: 2 Timothy 2: 15

Closing Hymn "I Will Serve Thee"

Closing Prayer (by the teacher)

**Lesson 39: As a church, how do we establish and unite the community of faith for the life-proclamation of the Gospel of our Lord Jesus Christ towards the transformation of both church and society?**

#### **International Women's Day**

Second Sunday in Lent

March 8, 2020

**General Concept:** The Church must have a common understanding of faith that will impel believers to participate in and live out their prophetic witness.

**Biblical References:** Genesis 12: 1-8; 15: 1-6

**Key Verse:** Genesis 12: 3

### **Age Level Concepts**

- The Church must have a common understanding of faith that will encourage them to help in the work for change in church and society.
- Believers must live out their faith through their good works.

### **Learning Objectives**

By the end of the session, the learners are expected to

- Discuss our common faith heritage as a Church.
- Enumerate the ways by which they can live out their faith.
- Affirm that the Church should have common beliefs that guide them in living out of their faith

**Materials:** The Holy Bible (preferably the New Revised Standard Version [NRSV]), song chart, offering plate or basket, construction paper, cartolina, pen markers, color pencils.

## **Biblical Background**

### Genesis 12: 1-8

This passage is about the call of Abram to leave his native land; go to the land he does not know and has never been to. This was designed to first, try his faith and obedience and second, to separate and set him apart for God. Abram was called for special responsibilities and amazing favor that God has stored for him and his descendants, as a faithful and obedient servant. This experience that Abram went through brought us to the following affirmations of faith:

- a. God displays all his glory to Abram; leaving Abram no doubt of the divine authority of God and of his call;
- b. God tried Abram whether he loved his native land and dearest friends; whether he could willingly leave all that he's got. Abram's faith was tried if he could trust God further to a life of utmost obedience.

Abram became obedient to God's call. He never had doubts or questions about what lies ahead but instead he trusted God because he knows his God is powerful and can be depended upon in all circumstances. God taught him to live in a continued dependence upon his direction and God's eyes will be towards him.

Abram's faith in God begets encouraging promise and exceedingly great and precious reward. This will make us understand that God's instructions are attended with promises to the obedient and trusting servants. If we obey God's command, God will not fail to perform the promise.

Here are the six (6) promises rewarded by God to Abram:

1. I will make of you a great nation
2. I will bless you
3. I will make your name great
4. You shall be a blessing to others
5. I will bless those that bless you and curse those who curses you
6. In you shall all the families of the earth be blessed. ( ( Matthew Henry's Whole Book Commentary)

### **Genesis 15: 1-6**

Abram has done a great and brave thing, when he fought the enemies of his friends and relatives from people who wanted to take away all their possessions. After this event, Abram got a vision about his fears and anxieties that had happened earlier in his war against the kings. He is surely aware that he will carry on the covenant with opposition, judgment, bondage, and oppression for quite a time. But God gave him the assurance that he will be with him and will protect and shield him. God would be patient with the peoples of Canaan and will give them ample opportunity to repent and return back to God's side. Only when their wickedness reaches to an uncontrollable limits that God would destroy them and possess their land.

Abram speak his heart to God as he expressed his longing of having a child who will be his sole heir of what he had acquired. God assured him that he would have his own child, from his own flesh and blood. God confirmed his promised to Abram of a people and a land through a covenant. God made a promise to Abram that his child will be the sole heir of his possession. This was made possible all by God's grace and was received by Abram through faith. The reason God established the descendants of Abram, as the nation Israel is mainly to produce

Jesus, the Savior. God's promised of worldwide blessing through Abram was fulfilled in Jesus Christ, through whom people of all nations may receive God's salvation. Jesus Christ was, in a special sense, the promised descendant of Abram. (Bridgeway Bible Commentary)

## **Suggested Lesson Outline**

### **Greeting Time**

Announcements and/or Birthday Greetings

Opening Hymn                    " Why We are UCCP" Hymnal of Faith Journey,243

We believe in One God, Creator, Redeemer,  
Sustainer of every one's life. In Jesus Christ God become human  
and rules as Lord of lords. In Spirit God guides us all along.

Refrain:

That's why we are UCCP for we are taught what the Lord had said

To live a life in community with God and all.

Assured of life even after death, no more sorrow and no more defeat

There's only love, justice and peace, all creation new

there's only love, justice and peace...UCCP!

As persons are created reflecting God's image

the Lord made us stewards of the world

the church is the Body of Christ, redeemed and reconciled

entrusted with God's own ministry.

The Bible is God's revelation in hist'ry and in Christ

A faithful witness to God's work to guide and illumine believers

And build them up in faith, equip them to witness to the world.

The Kingdom of God is present where faith in Christ is shared

Where healing is given to the sick, where food is bestowed to the hungry

and light is to the blind and freedom for captives and oppressed.

Opening Prayer (To be led by one of the participants; also pray for the birthday celebrant[s], if there are any.)

### **Learning Time**

*Song Analysis* – “That’s Why We are UCCP”

Ask the learners to get a copy of the song “Why we are UCCP”. Let them learn the song. After learning the song, let them identify what words or statement in the song that describes the UCCP’s faith heritage?

Have a discussion about this statement with the following guide questions:

1. What is the statement all about?
2. Why do you think we need to believe this statement?
3. What does this statement imply for Christians to do?
4. How will you do it?

Say: “We need to understand our faith as a church. We are to embrace our heritage and live it out in our daily lives. This heritage will serve as our guide and direction on how we should live out our faith”.

### *Discovering the Biblical Truth*

Ask the learners to read the biblical reference in Genesis 12: 1-8 and Genesis 15: 1-6. The teacher will share the story about Abram and his family, how he remained faithful even in times he does not know where God will be taking him. All he needed to do is to follow and obey God’s voice and hold on to the promise that God has given him. Though uncertainty creeps in, Abram keeps on trusting God and with the sustaining grace of God, he remained faithful until the consummation of God’s promise to him; to be the “father of all nations” and that his descendants will also inherit God’s blessing and promise.

Furthermore, let the children know that because of Abraham’s faith in God, believers, even in the New Testament time, benefitted from the blessing, which Abraham received. Some verses, found in Galatians chapter 3 state:

- Galatians 3:7 - Understand then that those who believe are children of Abraham.
- Galatians 3:9 - Those who have faith in Christ are blessed along with Abraham, the man of faith.
- Galatians 3:14 - He redeemed us in order that the blessing given to Abraham might come to the Gentiles through Christ Jesus.



- Galatians 3:26 - You are all sons of God through faith in Christ Jesus. If you belong to Christ, then you are Abraham's seed and heirs according to the promise.

### *Lessons Learned*

Remember that someone's faith could influence others, just as our own faith could. It is important to share our faith to others (living out the faith) that they may influence others, as well.

MY STATEMENT OF FAITH. Tell the learners to write their own faith affirmation that will serve as their guide in life. Include, as well, why the church should have their common beliefs to live by.

### *Applying the Lessons Learned*

From the inspiration of Abraham and the content of the song, motivate the children to write and enumerate ways by which they can show and share to others their affirmed faith. Allow them to freely think of creative ways to do it.

Suggested ways are as follows: Bookmarks, Cards, traced hands or feet, cut out stars, etc.

## **Closing Worship**

Offertory

Closing Hymn "That's Why We are UCCP"

The Kingdom of God is present where faith in Christ is shared  
Where healing is given to the sick, where food is bestowed to the hungry  
and light is to the blind and freedom for captives and oppressed.

Refrain:

That's why we are UCCP for we are taught what the Lord had said

To live a life in community with God and all.

Assured of life even after death, no more sorrow and no more defeat

There's only love, justice and peace, all creation new

there's only love, justice and peace...UCCP!

Key Verse

Closing Prayer (by the teacher)

## Lesson 40: Why is it important for a church to have goals?

Third Sunday in Lent

March 15, 2020

**General Concept:** It is important for the church to have goals to direct its mission in order to realize its vision.

**Biblical References:** Proverbs 16:9; Proverbs 19:21

**Key Verse:** Proverbs 16:9 “The human mind plans the way, but the Lord directs the steps.”

### Age Level Concepts

- It is important for our Church to have goals.
- The Church must have goals to guide it in its mission

### Learning Objectives

By the end of the session, the learners are expected to

- Define the word “goals”
- Give examples of how goals help us do what we want to do
- Affirm God’s guidance in reaching the goals set by the Church

**Materials:** The Holy Bible (preferably the New Revised Standard Version [NRSV]), song chart, offering plate or basket, Manila paper, copy of printable picture of the “ladder goal”, pencil, paper

### Biblical Background

Proverbs 16:9

We have plans for our lives. Whatever our plans, success is what we long for. We do not have the control of our lives, but God did. It is God who directs our path towards success. The verse says, “A person plans his way, but the Lord directs his steps”. If persons device their way, so as to make God’s glory their end and God’s will their rule, they may expect that God will direct their steps by God’s Spirit and grace, so that they shall not miss their way nor come short of their end. God, oftentimes, let the humans do whatever they please and plan to do, but God always directs their steps to what God intends. It is God’s will which prevails, that we may learn to trust and depend on Him. God is in control and at the top of everything we do. We find meaning into our lives as God directs and holds us up. (Matthew Henry’s Whole Book Commentary)

Proverbs 19:21

We make our plans. But we cannot control even our own lives. If we have trust in God, then God will guide us. People have various designs and plans according to their interests, preferences that lead their lives, but the advice of the Lord stands forever. God's counsel often breaks human's efforts and plans; but these plans cannot alter God's counsel. Oftentimes, humans think that they can outwit everything; even God's prudence. God, whose purpose to humans, in all conditions, is good and just, in all its intentions. God's great purpose will prevail in all of what we do and we propose. God's purposes, in our lives, are good and right that shall be accomplished in God's time.

## **Suggested Lesson Outline**

### **Greeting Time**

Arrival and Greeting

Opening Hymn "We Shall Overcome"

We shall overcome, we shall overcome  
We shall overcome someday.  
For deep in our hearts we do believe  
We shall overcome someday.

We walk hand in hand, we walk hand in hand  
We walk hand in hand today.  
For deep in our hearts we do believe  
We shall overcome someday.

Opening Prayer (by a learner)

### **Learning Time**

WORD DEFINITION: **"GOAL"**

*"Goal" means a final purpose or aim; which a person aims to reach or attain.*

The church has goals to direct its mission in order to realize its vision.

Discuss the meaning of "goal" by letting the learners share their thoughts. Divide the learners into two (2) groups. Ask each group to gather and then discuss the idea of each member about the word "goal". They may also associate the word "goal" to things or situations. They can write their answers in a Manila paper. After writing, present their answer to the whole class. The teacher will give an incentive to whoever has the most number of words or meanings.

After the game, ask them the following questions:

- What is the meaning of "goal"
- Why is it important for everyone to have a goal?
- What is the main purpose of the goal to a person? And to a church?
- How can we achieve our goal/s?

### *Discovering the Biblical Truth*

Let the learners explore the passages and make those passages speak to them. The teacher will introduce the texts, considering the biblical background. Focus on God's intention and plan to our individual lives as well as to the life of our church and society.

Points for discussion:

1. What is God's ultimate intention and plan for all of the creation?
2. What is our plan for our lives?
3. Between God's intention and our plans, which of the two do we follow and are always given importance? Why?
4. What do you think are the results or consequences when we follow God's plan and when we follow our plans?

### *Lessons Learned*

Individually, ask them to ponder on the message of the texts and relate those to their experiences. Motivate them to cite some situations or experiences wherein God guided their plans in life. Relate how these experiences prove and truly manifest God's plans and intentions. Therefore, the learners would affirm that God's guidance is important in obtaining our goals in life.

### *Applying the Lessons Learned*

**My Goal Ladder**

I want to \_\_\_\_\_

Step #5 \_\_\_\_\_

Step #4 \_\_\_\_\_

Step #3 \_\_\_\_\_

Step #2 \_\_\_\_\_

Step #1 \_\_\_\_\_

AweFilledHomemaker.com

Instruction:

To help children achieve their goals, ask them to do this activity.

Ask them to, carefully, think of their goal in life. Using the goal ladder at the other side let the children pattern their goal according to the provided ladder.

To help them with the steps to take, encourage them to write down, first, all the steps they think will help them achieve their goals and then try to eliminate, one by one, which they think are not necessary or duplicates the other and retain those that

### **Closing Worship**

Offertory

Key Verse

Closing Hymn "We Shall Overcome"

We will reach our goals, we will reach our goals

We will reach our goals someday

For deep in our hearts we do believe

We shall overcome someday.

Closing Prayer

### **Lesson 41: What does it mean to strengthen the faith community?**

Fourth Sunday in Lent

March 22, 2020

**General Concept:** Strengthening the faith community means nurturing the faith of the members, equipping them with skills, and inspiring them to participate in the Church's ministry.

**Biblical Reference/s:** Ephesians 4: 11- 13, 1 Corinthians 14:12

**Key Verse:** 1 Corinthians 14: 12 "...and we grow weary from the work of our own hands. When reviled, we bless; when persecuted, we endure."

### **Age Level Concepts**

- Teaching and taking care of the members will make our local church grow strong.
- To strengthen the local church means to develop the skills of the members and encourage them to help in the ministries.

### **Learning Objectives**

By the end of the session, the learners are expected to

- Share experiences of how they are nurtured and taken care of by the Church
- Identify the skills that they want to continue to develop in order that they can help in the ministries of the Church
- Affirm that the local church needs to nurture its members in order to strengthen the faith community

**Materials:** The Holy Bible (preferably the New Revised Standard Version [NRSV]), song chart, offering plate or basket

### **Biblical Background**

Ephesians 4: 11-13

The church as a body of believers will carry out Christ's ministry. To carry out the mission, spiritual gifts are given to the believers. God's main and great purpose for the church is to exemplify a new life both of the church and members of the faith community.

Though the people in this faith community differs in culture, social background, principles and practices, they must not allow these differences to destroy God's body. Rather, these differences and varied gifts are blessings that reflect God's greatness and love.

God has given divine gifts for the purpose of the church and ministry. Some of these gifts are people – apostles, prophets, evangelists, pastors, and teachers. They are gifts to build up and equip the Body of Christ in doing its mission through its programs and ministries. This giftedness will help the Christians individually and the church as a whole to grow in maturity towards the perfection and fullness that is found in Jesus Christ. (Bridgeway Bible Commentary)

### **Suggested Lesson Outline**

#### **Greeting Time**

Announcements and/or Birthday Greetings

Learning a New Song      "I Can"

I can sing and pray, I can sing and pray  
I am happy, I can sing and pray.

I can tell God's love, I can tell God's love  
I am happy, I can tell God's love

I can help the church, I can help the church  
I am happy, I can help the church.

My church teaches me, my church teaches me  
I am happy, my church teaches me.

# I CAN

Words & Music: EEVanguardia

01-27-20



- 1 I can sing and pray, I can sing and pray, I am hap-py, I can sing and pray.  
2 I can tell God's love, I can tell God's love, I am hap-py, I can tell God's love  
3 My church teach - es me, my church teach-es me, I am hap-py, my church teach-es me.

Opening Prayer (by a learner)

## Learning Time

BOOK/s ON THE HEAD (Game)

Allow the learners to form a circle. Ask each of them to get books as many as possible. Instruct the learners to get a partner. One of the partners will be tasked to carry the books on his/her head while the other one is tasked to put the book on the head of his/her partner and later support/help carry the books. On the count of three the partner will start to put the books on the head of the partner. After 2-3 minutes, the partner will add more book/s on his/her partner's head. The partner will always check whether their partner can still hold on to carry the books. If the partner cannot bear the burden anymore, the partner will support and lighten the load in whatever ways.

The objective of the game is to let the partner feel the heavy load on his/her head and the other partner show support and to let the partner feel that there is someone beside who is ready to help and lighten the load.

After the game, facilitate discussion and sharing from each partner about their experience/s:

1. How does it feel to carry a heavy load alone? How does it feel to be the cause of burden ?
2. What comes to your mind when the load is getting heavier?
3. How do you feel upon knowing that somebody is willing to support and lighten the load you are carrying?
4. Was it easy to find ways on how to help carry the load? Why?

At the end of the discussion, the teacher will share reflections about the church being like that of their partner in the game. The church considers all members as partners in the doing Christ's mission. Though members of the church have varied gifts useful for the ministry, they need to be nurtured by the community so that these gifts can become effective and helpful. Each gift can help lighten the burden the church is carrying. At the same time, the church can also extend support to lighten the load of its members.

### *Discovering the Biblical Truth*

Invite the learners to open their bible and read the biblical reference in Ephesians 4: 11-13.

Divide the learners into three (3) smaller groups. Give each group specific tasks and tell them to write their answers on a half length bond paper and post it on the board.

Group 1 - Identify the different gifts mentioned in the text

Group 2 - Identify the function of each gift mentioned in the text

Group 3 - Write down the effect or how these different gifts can help the church.

Ask the first group to post a gift they have identified, then ask group 2 to post their corresponding answer and so with Group 3, until all gifts are identified. The teacher will point out the highlights of the activity and synthesize the discussions.

### *Lessons Learned*

ROLE PLAY. Tell the learners to identify the gifts which they think they have. Divide the class into 2 groups. Instruct the groups to make a role-play that will showcase their gifts and how these gifts are being used in the church to help in doing its ministry and mission. Give each group time to plan out their presentation.

### *Applying the Lessons Learned “ A Prayer of Affirmation”*

Encourage the learners to write a Prayer of Affirmation wherein they will express their affirmation on the importance of the church’s nurturing of its members and strengthen their faith for them to fully participate in the ministry of the church. Included in their affirmation is their joy and thanks that God has given them gifts and opportunity to participate in the ministry of the church.

### **Closing Worship**

Offertory

Key Verse

Closing Hymn “I Can”

I can sing and pray, I can sing and pray  
I am happy, I can sing and pray.

I can tell God’s love, I can tell God’s love  
I am happy, I can tell God’s love

I can help the church, I can help the church



I am happy, I can help the church.

My church teaches me, my church teaches me  
I am happy, my church teaches me.

Closing Prayer (by the teacher)

### **Lesson 42: Why do we need to strengthen the faith community?**

Fifth Sunday in Lent

March 29, 2020

**General Concept:** We need to strengthen the local church for it to be an efficient, effective, and empowered instrument in the attainment of the Church's Vision, Mission and Goals.

**Biblical Reference/s:** Matthew 7: 24 - 29, Galatians 6: 2

**Key Verse:** Galatians 6: 2

#### **Age Level Concepts**

- We need to make our local church strong.
- A strong local church is an effective tool in reaching the Vision, Mission and Goals of the Church.

#### **Learning Objectives**

By the end of the session, the learners are expected to

- Make a check list of what can be expected from a local church that is strong
- Identify the weaknesses of their local church and the capacities that need to be strengthened in order that it becomes effective in the work of the Church
- Affirm that the local church should be strengthened in order to become an effective tool in reaching the Vision, Mission and Goals of the Church

**Materials:** The Holy Bible (preferably the New Revised Standard Version [NRSV]), song chart, offering plate or basket, Construction Paper, Bond Paper, Pen or Pencil, Crayons or Color Pencils and other art materials.

#### **Biblical Background**

Matthew 7: 24-29

This passage is a way of closing Jesus' Sermon on the Mount; giving emphasis on how the word of God (scriptures) benefit the believer's lives by attending to God's words. These texts are suggestions on how believers could strengthen their faith and eventually the community of believers. The passage discusses about

strengthening the foundation of the believer’s faith-life for the sake of the church. Strengthening one’s faith-life is strengthening the body of Christ. The text encourages all believers to be wise on dealing life and situations. Building one’s life in the word of God is building a strong foundation, otherwise, would ruin one’s life as the foolish built his/her house on the sand. One way for the church to have a strong foundation is to equip its members with the knowledge of the Scriptures. In so doing, the church is assured of strength and courage in doing and sharing God’s mission. (Barnes Commentary)

**Suggested Lesson Outline**

**Greeting Time**

Greetings

Opening Hymn “One Man’s Hand”

One man’s hand can’t tear a prison down  
 Two men’s hands can’t tear the prison down  
 But if two and two and fifty make a million  
 We’ll see that they come round,  
 We’ll see that they come round.

Opening Prayer (by a learner)

**Learning Time**

**GROUPINGS**

Group the learners into 2. Ask each group to make a check list of what can be expected from a local church that is strong. Afterwards, group them as one group and talk about their check list. From the listing, merge their common answers. Make 2 columns; at the left side write all the strong points of their church, as the group listed and at the opposite column write the factor/s how it made the church strong.

Strong Points of the local church	Factors that made the local church strong

Ask the learners to reflect what they have listed above. Let them try to figure out the following observations:

1. What do we mean by a “strong church”?
1. What makes a church strong?
2. Why is it important for a church to be strong?
3. What should be done to sustain the strength of a church?
4. What must be the role of each member to sustain the strength of the church?

Discovering the Biblical Truth

Read the biblical texts. Ask the following

1. What does the text in Matthew tell us about building a house?
2. What were the ways a person built his house?
3. What was the best way to build a strong house?

#### Lessons Learned

Re-convene the previous group and work on the same task but this time, they will be asked to list down church weaknesses on the left side column and at the right side are suggestions on how this weaknesses be strengthened to make those weaknesses become opportunities for possible ministries and enable the members to participate fully in doing the task.

#### Applying the Lessons Learned

Encourage the learners to think of ways they can show their affirmation that the church should be strengthened in order to become an effective tool in reaching out its VMG.

Suggestions: Drawing, Essay, Card, Bookmark, Banner, Decor, etc.

#### Closing Worship

Offertory

Key Verse

Closing Hymn "One Man's Hand"

Closing Prayer (by the teacher)

#### *Lesson 43: How do we strengthen the faith community?*

##### **Liturgy of the Palms**

Sixth Sunday in Lent

April 5, 2020

**General Concept:** We strengthen the local church through continuing education, fellowships, faith-formation, and mutual concern.

**Biblical Reference/s:** 2 Corinthians 8:1-8

**Key Verse:** 2 Corinthians 8: 2

Age Level Concepts

- We make our local church strong by studying and reading the Word of God together, listening to each other's stories and stories of the people.
- We make our local church strong by having fellowships, sharing food and having fun together.
- We make our local church strong by taking care of each other and showing concern for others.

### **Learning Objectives**

By the end of the session, the learners are expected to

- List down the activities that they actively participate in
- Mention the effect of such activities on them and on other church members
- Express appreciation for the local church's efforts to strengthen the community of faith

**Materials:** The Holy Bible (preferably the New Revised Standard Version [NRSV]), song chart, offering plate or basket, art paper, construction paper, bond paper, pencil, pen, markers masking and scotch tape, scissors, colors

### **Biblical Background**

2 Corinthians 8: 1-8

This passage is about the instructions given by Paul to the Corinthians about the collection of money he was organizing for the poor Christians in Jerusalem. They had their initial move but was stopped for a while because of some internal problems that made them neglect this important duty. Paul reminded them of this important exercise in Christian giving.

Paul emphasized that the giving of the Christians in Macedonia is an example of true Christian giving, thus, a gesture of true and genuine care for other churches as they experience hard time and shortage. The church might have suffered from great persecution and poverty, but they gave generously - not only as much as they were able but they gave generously, from the abundance of their heart. This gesture of kindness and willingness is a manifestation of a church, small and poor it maybe, that has a great heart in helping churches who are in need. ( Bridgeway Bible Commentary)

### **Suggested Lesson Outline**

#### **Greeting Time**

Announcements and/or Birthday Greetings

Opening Hymn "A Common Love"

A common love for each other, a common gift to the Savior

A common bond holding us to the Lord

A common strength when we're weary

A common hope for tomorrow

A common Joy in the truth of God's word.

In God's family we can meet each one's need

We can light each one's path  
We can bear each one's grief  
As God's Children we can comfort each care  
We can build each one's faith  
We can work, we can share.

Opening Prayer (By a learner)

**Learning Time: Game:**

**"Three-Legged Race"**

Have the learners find a partner. Let the partners line up side by side and use a scarf or bandana to tie the inside legs of each pair to form a "third leg". Aside from tied legs, the pair will also carry on their right hands a book or a ball, to add the excitement. To start the game, tell the pairs/partners to run as fast as they can, to walk or run together towards the finish line. Let them find ways or strategy so that they will not fall together, neither the balls on their hands. As soon as they get back to the starting line, they will tap the new players and do the same. The team to finish within the shortest time will be given an incentive.

After the game, the learners will share about their experience with the following guide questions:

1. How did they feel about the activity?
2. Were they able to follow the instructions properly?
3. What strategy did they take to carry out the task?
4. What are the factors that made them win and/or loose the game?

Synthesis: The activity shows that in any situation or experience success is possible when people involved will work as a team and give importance to team work. The church activities will only succeed when all members join together their resources (material and human) to do the mission work of the church or to achieve the church's goals. No matter how hard the task maybe when done in the spirit of togetherness and cooperation, it will, definitely, succeed.

**Discovering the Biblical Truth**

Give the learners time to read the biblical reference. With the aid of the biblical background, discuss the message of the text. The teacher will give information or input about the text and its message. The emphasis of this text is about sharing and caring of churches. But what's impressive about this story is that Paul commended the generosity of the Macedonian Church, despite being small and poor, this church is great in helping other churches.

**Lessons Learned**

**STORY WRITING**

Invite the learners to draw or write a story about their active participation in the activity in the church. In the story, let them express their emotions/feelings, as they participate in the church's

activity. Let them enlist as many activities as they can. If possible, let them include their participation in a particular activity. Indicate in their story what they have learned from their participation and how did their participation influence others to do the same. They can make a story booklet out of the activity or activities.

### Applying the Lessons Learned

As one group, encourage the learners to express their appreciation for the church's effort to strengthen the faith community. Let them make a banner or poster with a slogan of their appreciation. They can also add some hashtags written or attached in the banner or poster. Let them post the banner or poster of appreciation in the church bulletin board or ask permission to post it somewhere in the church. They can also ask if could it be posted on the church email or facebook account to let the members feel their warmth appreciation for the church's effort to strengthen the faith community.

### Closing Worship

Offertory

Key Verse. 2 Corinthians 8:2

Closing Hymn "A Common Love"

Expression of Appreciation (present the banner or poster)

Closing Prayer

### Lesson 44: What do we mean by "life-work" of communities?

#### Resurrection of the Lord

Easter Day  
April 12, 2020

**General Concept:** Life-work of communities refers to the aspirations, ideals, strivings and experiences of the people for their own common good.

**Biblical Reference/s:** Romans 12: 9-17

### Age Level Concepts

- The people in our community also have their own aspirations, dreams, experiences and problems.
- The people in our community work to make their aspirations and dreams come true and to find solutions to their problems.

### Learning Objectives

By the end of the session, the learners are expected to

- Make a map of their community and locate where their local church is
- Tell what makes their community happy and peaceful and/or what makes their community unsafe and sad
- Make a statement of what they hope to experience in their community

**Materials:** The Holy Bible (preferably the New Revised Standard Version [NRSV]), song chart, offering plate or basket, cartolina, Manila Paper, construction paper, pencils, pen, marker, and other creative materials.

### **Biblical Background**

Romans 12: 9-17

The passage talks about the Christian faith in practice. This tells about the kind of life that Christians will be manifesting not only within their own community but throughout the whole nation and God's creation. This 12th chapter of Romans enumerated several practices that Christians must possess which includes the following: sincere, straightforward in everything they do; must have a loving care for fellow members of Christ's body; spiritually enthusiastic, must work hard to develop perseverance and prayerfulness; must be generous in giving help to fellow believers. It is a command to have a positive attitude towards their fellow believers; they should not show revenge to their persecutors, to those who do them wrong, but try to live peacefully with everyone. The remaining texts reminded them that revenge is the work of God and the main responsibility of Christians to treat them like friends; in this manner, their persecutors will feel so ashamed that they will repent of their wrong doings. (Bridgeway Bible Commentary)

### **Suggested Lesson Outline**

#### **Greeting Time**

Announcements and/or Birthday Greetings

Opening Hymn                      "Work in Your Kingdom" Hymnal of Faith Journey, 302

Work in your Kingdom advances and continues  
Even through hard times, all odds and tribulations  
Despite our human infirmities and weakness  
Use us O Savior till the task is done.

Opening Prayer (By a learner)

#### **Learning Time**

"Mapping Out the Church"

Tell the learners that they will work as one in mapping their church. The facilitator should have secured a community map beforehand. Tell the learners to try to figure out where the location of their church is. It is not only the church's location but tell them to also locate the residences of the members. It is important to know the members' household location for easy access and dissemination of information. For easy identification, use color coding for each barangay or street.

Put some indicators necessary for each location. For the church location, put a picture of a cross to identify the church. This mapping out is one of the ways wherein opportunities for ministries would be possible to the families in their respective area. The wider its scope the wider is the area of ministry and the more ministries to be planned, the more opportunities the church can serve the community.

#### Discovering the Biblical Truth

Allow the learners to read the passage. The teacher will share the background of the text. After the sharing, let the learners list down the "life-work" that the Christian community practices. Let them be aware that these practices should be emulated by the church not only within but also beyond its walls. Let the learners bear in mind these ideals of a community, which is very important to a faith community for them to be able to make an impact to the whole community. The life-work and lifestyle of each individual will reflect the truthfulness and faithfulness of the church.

#### Lessons Learned

##### MY COMMUNITY PORTRAIT

After the discussion, the learners will be grouped into two. The objective of the grouping is for the learners to describe the kind of community where they belong.

One group will work on the happy and peaceful community, while the other will work on describing the unsafe and sad community. Ask them to describe the community clearly and creatively. Let them decide on ways how they will describe the community as long as it represents the characteristics of the church.

Group 1 - Happy and Peaceful Community

Group 2 - Unsafe and Sad Community

After their work, give them enough time to share their work, to the whole group. As they share, ask them what are the factors that make the church or community happy and peaceful as well as unsafe and sad. Ask the learners what to do with these kind of communities. But emphasize that what God wants the people to experience is for all to live a peaceful, healthy and happy life. Therefore, the church is challenged to keep the community good, healthy, safe and happy.

#### Applying the Lessons Learned

##### POSTER MAKING

Encourage the learners to make a statement of what they hope to experience in the community. They can create the statement with words, pictures or drawing.



## Closing Worship

Offertory

Closing Hymn “Work in Your Kingdom”

Closing Prayer (by the teacher)

### *Lesson 45: What is the local church’s role in the community?*

Second Sunday of Easter

April 19, 2020

**General Concept:** As part of the community, the church plays a shepherding and prophetic role.

**Biblical References:** 1 Corinthians 12: 25-27; 1 Peter 3:8-9

**Key Verse:** 1 Peter 3: 8

### Age Level Concepts

- Our local church serves as guide in the community.
- Our local church also serves as a prophet that speaks for the truth and what is right.

### Learning Objectives

By the end of the session, the learners are expected to

- Explain in their own words what the Church can do as “guide” and “prophet” in the community
- Share how people in their community think of the people in their local church
- Point out other ways the local church can participate in the life and of the community
- Commit to help the local church participate in the life of the community

**Materials:** The Holy Bible (preferably the New Revised Standard Version [NRSV]), song chart, offering plate or basket

### Biblical Background

1 Corinthians 12: 25-27

The passage mainly talks about the human body that is made up of many parts, yet belongs to a one body. This is a metaphor used by Apostle Paul, as he gives emphasis to the significance of a body, just like the church as One body of Christ. The body is made up of many parts, wherein all parts are equally important and necessary for its proper functioning. Paul relates that those parts which seem to be weak or without obvious gifts should not think that there is no place for them in the church. In the Body of Christ, just as in the human body, each

part has its own space, place and special task. More so, Paul states that the other parts which are considered less presentable should not be left unnoticed, rather they are parts that should be given more attention and be supported with. If one part of the body suffers, the whole body suffers and when one part is honored, the whole is honored. There is no competition among the many parts. In this light, Paul urges each part to work for the unity and harmony that God has envisioned for the whole body to experience.

## **Suggested Lesson Outline**

### **Greeting Time**

Announcements and/or Birthday Greetings

Opening Hymn "Workers in Unity"

We're here because we're one in faith

To work in harmony

We're here because we're one in facing life's reality.

We'll bind our hearts, commit our lives

That people may be free

we'll walk beside each other, fighting for our dignity.

Opening Prayer (by a learner)

### **Learning Time**

#### **WORD FAMILIARIZATION**

Group the learners into 2 and assign each group a word that they will work on/define in their own words. particular group.

Group 1 - GUIDE/ SHEPHERD

Group 2 - PROPHET

In strips of paper, ask each group to use the keyword and write words that they think is associated with the word assigned to them. Write as many words as possible. After which, let each group examine the words written on the papers and ask them cluster or group the words with similar or common meaning. Let them come up with a common or one meaning of the keyword according to the words they have clustered. Re-check the grouped words with the key word to make sure that it is the right definition.

Let the teacher summarize all the words and ideas the learners have given.

#### **Discovering the Biblical Truth**

The teacher will prepare a presentation or illustration of a body, with many parts but belong to one body. Ask the children to read the passage and discuss on the following:

1. What is the importance of our body?
2. How should we treat our body?
3. If the church is considered as one body, how should we treat one another?
4. If harmony and unity is experienced in the church, what is its effect in the

community?

5. Do the church considers the community as part of their body? If so, then how should the church works with the community?

Lessons Learned “ My Vision of a Church and Community Life”

Instruct the learners to make a picture or illustration on the how the church and the community help each other in doing service to the whole community. What should be considered as we work to have this kind of community? What should the church and the community do to pursue this collaborative effort?

Applying the Lessons Learned.

“Commitment Card”

Ask the children to make a short commitment card declaring to help the church in its participation in the life of the community. Just fill in the blanks.

I (name) \_\_\_\_\_.

I commit myself to help the local church through \_\_\_\_\_

I commit to help in the community through \_\_\_\_\_

In doing so, I will commit to help the church participate in the life of the community, as long as I can. May God bless our endeavors!

Let the learners design the card as beautiful as they want it to be. They will include this in their offering and the teacher will hand it over to the church for them to consider in the ministry of the church.

### **Closing Worship**

Offertory

Key Verse

Closing Hymn “ Many Gifts, One Spirit”

Closing Prayer (by the teacher)

