

Lesson 36: What is the Gospel of Jesus Christ?

Sixth Sunday after the Epiphany

February 16, 2020

General Concept: The Good News is that Jesus came, died and rose from the dead so we have new life in Christ: life abundant and meaningful.

Biblical Reference: Luke 2:1-7; Matthew 4:24-25; Luke 23:26-56, 24:1-12

Key Verse: John 10:10b "I have come that they may have life, and have it to the full."

Age-Level Concepts

- The life of Jesus makes many people happy.
- The life of Jesus is the life that we will follow because this is the Good News.

Learning Objectives

By the end of the session the learners are expected to:

- Talk about how the life of Jesus makes many people happy
- Mention ways by which they follow Jesus
- Thank God for the life of Jesus

Materials: The Holy Bible (preferably the New Revised Standard Version [NRSV]) song chart, offering plate or basket, construction paper, scissor, markers, Visual aids for the story; Color sheet (see Art Activity)

Biblical Background

Luke 2:1-7

Luke is the only Gospel writer who related the events he recorded to world history. His account was addressed to a predominantly Greek audience that would have been interested in and familiar with the political situation. Palestine was under the rule of the Roman empire; Emperor Caesar Augustus, the first Roman emperor, was in charge. But this is the good news: that in the midst of powerful people, ruling like gods and controlling the people, a tiny baby was born in a manger who was truly God in flesh, whose reign was characterized by freedom, justice, hope, and peace of heart.

God controls history. By the decree of Emperor Augustus, Jesus was born in the very town prophesied for his birth (Micah 5:2), even though his parents did not live there. (*Zondervan Life Application Study Bible*, p. 1790).

Matthew 4:23-25

Jesus preached the gospel – the Good News – to everyone who wanted to hear it. The gospel is that the kingdom of heaven has come, that God is with us, and that he cares for us. Christ can heal us, not just physical sickness, but of spiritual sickness as well.

Jesus' words were good news because they offered freedom, hope, peace of heart, and eternal life with God. (*Zondervan Life Application Study Bible*, p. 1651).

Luke 23:26-56, 24:1-12

Jesus' death and resurrection are the final proof of the good news. By his death, He has saved us. By his resurrection, we are assured of eternal life with God.

Suggested Lesson Outline

Greeting Time

Say "Hi" to each child who enters your classroom. Recognize the new comers.

Opening Prayer (by the teacher)

Sing again "Father We Thank Thee for the Night" or "I'm Happy Today"

SHARING OF ASSIGNMENT

Learning Time

Discovering the Biblical Truth

"Jesus Came"

(Based on Luke 2:1-7; Matthew 4:24-25; Luke 23:26-56, 24:1-12)

Many, many years ago, God sent someone very special. His name was Jesus. He grew up to be a very good boy. He helped his father, Joseph, with his work. He also helped his mother at home.

When he was a grown man, he went around in many places. He taught the people – children and old – about God. He wanted the people to know God. He also taught them how to be good. The people listened to what he said very carefully.

When people are sick, Jesus would heal them – the blind, the lame, the lepers, those who were possessed by demons, and many others. He healed them all. Jesus also fed the people. He even brought someone back to life.

Many got angry with Jesus. The leaders of the temple hated him. Jesus knew that one day, he will die. But he told his friends that he will rise again. Those who knew and believed in Jesus were glad. They hoped to see Jesus again.

Learning a New Song “Many, Many Years Ago”
(Children Praise God, 15)

Many, many years ago,
Jesus came, Jesus came
just because he loved us
So, Jesus came to earth.

Many, many years ago,
Jesus came, Jesus came,
Jesus came to help the poor
And to give them food.

Many, many years ago
Jesus came, Jesus came
Jesus came to heal the sick
And to make them well.

Many, many years ago
Jesus came, Jesus came
Jesus came to teach us all
and to make us good.

Or “Showing Love” Children Praise God, p. 108

How can we show our love today; How can we show or love today
We can be kind in our work and play; That’s how we show our love today

How can we show Jesus’ love today; How can we show Jesus’ love today
We can be fair in out work and play; That’s how we show Jesus’ love today.

Memorizing a Verse

Let the children memorize and recite John 10:10b
“... I have come that they may have life, and have it to the full.”

Lesson Learned

We can share to others the good news about Jesus when we do good to others just as
Jesus did.

Applying the Lessons Learned

ROLE PLAY – SHOWING JESUS’ LOVE TO OTHERS

Group 1 – Jesus feeding the people

Group 2 – Jesus healing the sick

Group 3 – Jesus being crucified


PLAY – FOLLOW ME

Part 1: The teacher will serve as the leader. He/she will ask each child, “What did Jesus do that made people happy?” If the child’s answer is correct, let the child hold your hand. Then another child who answers correctly will also hold the hand of the child next to the teacher, and so on, until all children have followed until all have formed a circle.

Part 2: The same game but with different question. “What will you do to show you follow Jesus?” If the answer is correct, then the child will hold the teacher’s waist, until all children have followed.

ART ACTIVITY – Coloring

Jesus Teaches, Preaches and Heals



Closing Time

Sing again “The Time to be Happy is Now”

Offering

Closing Prayer (the children repeat the prayer after the teacher)

Dear God, we thank you for sending Jesus here on earth. Thank you that through Him, we learn to love other people and do good to them. Teach us everyday to do good to others so that we can make others happy. Amen.

Goodbye Song

Our Sunday is over and we are going home
Goodbye, goodbye, be always kind and good.

Lesson 37: What is the significance of the Gospel of Jesus Christ in the life and mission of the church?

Transfiguration Sunday

Last Sunday before Lent
February 23, 2020

General Concept: The Gospel of Jesus Christ is the very foundation of the life and mission of the Church.

Biblical References: Matthew 17:1-9 (or Luke 9:28-36) The Transfiguration

Key Verse: Matthew 17:5b

... and a voice from the cloud said, “This is my Son, whom I love; with him I am well pleased. Listen to him!”

Age-Level Concepts

- Jesus is the reason why we come together as a Church.
- The work of Jesus Christ is also the work of the Church.

Learning Objectives

By the end of the session the learners are expected to:

- Listen to a story of how God affirms Jesus
- Affirm that Jesus is the reason why we come together as a Church and do good works
- Pray to God for help in doing good works

Materials: The Holy Bible (preferably the New Revised Standard Version [NRSV]) song chart, offering plate or basket, construction paper, scissor, markers, Visual aids for the story; Color sheet (see Art Activity)

Biblical Background

Matthew 17:1-9

The transfiguration was a vision, a brief glimpse of the true glory of the King (16:27-28). This was a special revelation of Jesus' divinity to three of the disciples, and it was God's divine affirmation of everything Jesus had done and was about to do.

Moses and Elijah were the two greatest prophets in the Old Testament. Moses represents the law, or the old covenant. He wrote the Pentateuch (*Genesis, Exodus, Leviticus, Numbers, Deuteronomy*), and he predicted the coming of a great prophet (Deuteronomy 18:15-19). Elijah represents the prophets who foretold the coming of the Messiah (Malachi 4:5-6). Moses' and Elijah's presence with Jesus confirmed Jesus' Messianic mission – to fulfill 'God's law and the words of God's prophets. Just as God's voice in the cloud over Mount Sinai gave authority to his law (Exodus 19:9), God's voice at the transfiguration gave authority to Jesus' words. (*Zondervan Life Application Study Bible, pp. 1686-1687*)

Suggested Lesson Outline

Greeting Time

Say "Hello" to each child who enters your classroom. Recognize the new comers.

Opening Prayer (by the teacher)

Sing again "Father We Thank Thee for the Night" and "When You're Happy and You Know It"

Learning Time

Discovering the Biblical Truth

"Jesus' Face Changed"

(Based on Matthew 17:1-9 or Luke 9:28-36)

One day, Jesus went to a high mountain to pray. He took with him Peter, James and John. While Jesus was praying, Jesus' face changed. His face shone like a sun. His clothes became very, very white, as white as the light. Suddenly, Moses and Elijah appeared before them. They talked with Jesus. They talked about Jesus' going away.

Peter said to Jesus, "Lord, let us just stay here. I will put up three tents– one for you, one for Moses, and one for Elijah."

While Peter was still speaking, a bright cloud covered them. A voice from the cloud said, "This is my Son. I love him; I am pleased with him. Listen to him!"

The disciples were terrified. They fell facedown to the ground. Jesus touched them and said, "Get up. Don't be afraid." When they looked up, they saw no one except Jesus.

They came down from the mountain. Peter, James, and John told no one about what happened. Jesus continued his work – preaching, teaching, and healing.

Learning a New Song

"Obey, Obey the Lord"

<https://www.youtube.com/watch?v=glD4-xl1Amg>

Obey, obey, oh (2x)
Obey, obey, obey the Lord
Obey, obey, oh (2x)
Obey, obey, obey the Lord.

We can choose to listen to, and obey God
We can choose to follow all his rules
We can choose to do what's right
Even when it's hard
O-B-E-Y
We will obey.

Memorizing a Verse

Let the children memorize and recite Matthew 17:5b

"... and a voice from the cloud said, "This is my Son, whom I love; with him I am well pleased. Listen to him!"

Lesson Learned

Jesus is the beloved son of God whom God sent for us. Jesus' words are God's words. We should listen and obey God's words. Those who believe in Jesus are gathered together as a church.

Applying the Lesson/s Learned:

GAME – LISTEN AND OBEY (find CYFs to assist the groups)

Divide the class into groups of three. Let the children fall in line. The teacher will give the instruction to the first child on the line (in secret). The first child will repeat the instruction to the next child until it reaches to the third child. The third child will do what is instructed to them. When the third child has completed the task, it will be his/her turn to receive the instruction from the teacher. The second child will do

the instruction, until all the three children have experienced following the instruction.

Example:

1. Give to teacher 1 piece of yellow crayon.
2. Give to teacher a pencil
3. Give to teacher a rubber band.
4. Give to teacher a Bible.
5. Give to teacher a pair of slippers or sandals
6. Sing to teacher "Obey, Obey the Lord" (1st stanza only)
7. Recite to teacher any memory verse

Lesson from the game: We should listen carefully so we can follow correctly. We should also listen carefully to Jesus' words so we can follow him.

ART ACTIVITY – Coloring

JESUS' TRANSFIGURATION



Closing Time

Sing again "Obey, Obey the Lord"

Offer

Closing Prayer (the children repeat the prayer after the teacher)

Dear God, we thank you for sending Jesus here on earth. Because of Him, we are gathered together as a church. Because of Him, we learn to be good and to do good to others. Help us to listen to Jesus' words always and follow his words, so that he will be pleased with us. Amen.

Goodbye Song

Our Sunday is over and we are going home

Goodbye, goodbye, be always kind and good.

Lesson 38: Why do we need to proclaim the Gospel of our Lord Jesus Christ?

First Sunday in Lent

March 1, 2020

General Concept: We need to proclaim the Gospel of our Lord Jesus Christ because it is an expression of our faithful obedience as commissioned followers.

Biblical References: Acts 8:26-38, Matthew 28:19a

Key Verse: Matthew 28:19a

Jesus said, "...¹⁹ go and make disciples of all nations, baptizing them in the name of the Father and of the Son and of the Holy Spirit ..."

Age-Level Concepts:

- I tell others about Jesus because I follow Him.
- I tell others about Jesus because I want to obey what He told me to do in the Bible.

Learning Objectives

By the end of the session the learners are expected to:

- Say why we tell others about Jesus
- Show how to tell others about Jesus
- Pray that others may know Jesus through them

Materials: The Holy Bible (preferably the New Revised Standard Version [NRSV]) song chart, offering plate or basket, construction paper, scissor, markers, Visual aids for the story; Color sheet (see Art Activity), bookmarks (see art activity)

Biblical Background

Acts 8:26-38

Philip was having a successful preaching ministry to great crowds in Samaria (8:5-8), but he obediently left that ministry to travel on a desert road. Because Philip went where God sent him – Ethiopia was opened up to the gospel.

Ethiopia was located in Africa south of Egypt. The eunuch was obviously very dedicated to God because he had traveled such a long distance to worship in Jerusalem. The Jews had contact with

Ethiopia (known as Cush) in ancient days; so this man may have been a Gentile convert to Judaism. Because he was in charge of the treasury of Ethiopia, this man's conversion brought Christianity into the power structures of another government. This is the beginning of the witness "to the ends of the earth" (1:8)

Philip found the Ethiopian man reading Scripture. Taking advantage of this opportunity to explain the gospel Philip asked the man if he understood what he was reading. Philip (1) followed the Spirit's leading, (2) began the discussion from where the man was (immersed in the prophecies of Isaiah), and (3) explained how Jesus Christ fulfilled Isaiah's prophecies. When we share the gospel, we should start where the other person's concerns are focused. Then we can bring the gospel to bear on those concerns. (*Zondervan Life Application Study Bible*, pp. 1962-1963)

Matthew 28:18-19

Jesus left the disciples with these last words of instruction: they were under his authority; they were to make more disciples; they were to baptize and teach these new disciples to obey Christ; Christ would be with them always.

The disciples were to baptize people because baptism unites a believer with Jesus Christ in his or her death to sin and resurrection to new life. Baptism symbolizes submission to Christ, a willingness to live God's way, and identification with God's covenant people.

Suggested Lesson Outline

Greeting Time

Say "Hello" to each child who enters your classroom. Recognize the new comers.

Opening Prayer (by the teacher)

Sing again "I'm Happy Today" and "Up and Down"

Learning Time

Discovering the Biblical Truth

"Philip and the Ethiopian"

(Based on Acts 8:26-38)

Philip was one of the 12 disciples of Jesus. One day, an angel appeared to him. The angel said, "Go to a deserted road. You will see a man there sitting on his chariot. He is from Ethiopia." Philip obeyed what the angel told him.

While Philip was traveling, he saw the man the angel told him about. The angel said to Philip, "Go to the chariot. Stay near it." Philip ran up to the chariot. He heard the man reading the book of Isaiah. Philip asked, "Do you understand what you are reading?" "How can I? Nobody has explained this to me," the man replied.

He invited Philip to come up and sit with him. The man was reading the prophecy about Jesus who suffered and died. The man asked, "Please tell me, who is the prophet talking about?" Then Philip began telling the man the good news about Jesus – how he suffered and died for us. The man believed in Jesus. He accepted Jesus. He requested Philip to baptize him.

Learning a New Song "Let us Share the Gospel" (Tune: Do a Little Action)

Let us share the gospel, one-two-three
Let us share the gospel, one-two-three
That Jesus died for us
Jesus died to save us all (4x)

Memorizing a Verse

Let the children memorize and recite Matthew 28:19a

Jesus said, "... ¹⁹ go and make disciples of all nations, baptizing them in the name of the Father and of the Son and of the Holy Spirit ..."

Lesson Learned

God tells us to go and share to others the good news about Jesus. We should follow what Jesus tells us to do so that others may know Him.

Applying the Lessons Learned

GAME – TELL ME WHO JESUS IS

The teacher will ask the children one by one, "Who can tell me who Jesus is?" If the child's answer is correct, let the child follow you by holding your waist. Then ask another child, until all children have followed. Then sing together "Let us Share the Gospel" with action:

Let us share the gospel	- right foot move forward and back 2x
One-two-three	- left foot move forward and back 2x
Let us share the gospel	- right foot move forward and back 2x
One-two-three	- left foot move forward and back 2x
That Jesus died for us	- jump forward 4x
Jesus died to	- right foot move forward and back 2x
Save us all	- left foot move forward and back 2x
Jesus died to	- right foot move forward and back 2x
Save us all	- left foot move forward and back 2x
Jesus died to	- right foot move forward and back 2x
Save us all	- left foot move forward and back 2x
Jesus died to save us all	- jump forward 4x

PHILIP AND THE EUNUCH



BOOKMARK MAKING

Give each child a bookmark with captions or verses about God. At the back of the bookmark, help them write the name of the person whom they want to give the bookmark. Write also the child's name. This is one way of telling the person about God.

Sample bookmarks:



At
the
back
of
the
book
mark

To:
Ambey

From:
Danielle

Closing Time

Sing again

“Let us Share the Gospel”

Offering

Closing Prayer (the children repeat the prayer after the teacher)

Dear God, we thank you for giving us your Son, Jesus. Thank you for the many things we learn about Him. But there are still others who do not know Him. Help us to tell others the good news about Jesus – that He died for our sake. Help us to follow his command to go and tell others about Jesus. Amen.

Goodbye Song “It’s Time to Go Home”

Lesson 39: As a church, how do we establish and unite the community of faith for the life-proclamation of the Gospel of our Lord Jesus Christ towards the transformation of both church and society?

International Women’s Day

Second Sunday in Lent

March 8, 2020

General Concept: The Church must have a common understanding of faith that will impel believers to participate in and live out their prophetic witness.

Biblical Reference: Acts 4:32-35

Key Verse: Acts 4:32 “All the believers were one in their heart and mind.”

Age-Level Concepts

- The Church must have the same beliefs to help them work together.
- My faith helps me do good.

Learning Objectives

By the end of the session the learners are expected to:

- Talk about their faith story as a Church
- State at least one good deed that they believe God wants them to do every day
- Ask God to help them do good every day

Materials: The Holy Bible (preferably the New Revised Standard Version [NRSV]) song chart, offering plate or basket, construction paper, scissor, markers, Visual aids for the story; Color sheet (see Art Activity), some candies or biscuits

Biblical Background

Acts 4:32-35

Spiritual unity – which includes loyalty, commitment, and love for God and his Word – is essential in the life and ministry of the church. Without spiritual unity, the church would not survive.

None of the early Christians felt that what they had was their own, and so they were able to give and share, eliminating poverty among them. They would not let a brother or sister suffer when others had plenty. They were able to share possessions and property as a result of their faith in God and the unity brought by the Holy Spirit working in and through their lives. (*Zondervan Life Application Study Bible*, p. 1952)

Suggested Lesson Outline

Greeting Time

Say “Hello” to each child who enters your classroom. Recognize and welcome the new comers by tapping their shoulders.

Opening Prayer (by the teacher)

Sing again “Ang Umaga Ngayon” and “The Love of Jesus”
The love of Jesus, sweet and marvelous
The love of Jesus, sweet and marvelous
The love of Jesus, sweet and marvelous
Oh, Oh, wonderful love.

Higher than the mountain
Deeper than the ocean
Wider than the universe
Oh, oh, wonderful love.

Learning Time

Discovering the Biblical Truth

“The Early Believers are One”
(Based on Acts 4:32-34)

The early believers believed in Jesus. They believed Jesus is Lord. They also believed that Jesus is the Saviour. They lived and worked like one family. They shared whatever they had to others.

They gave food to those who are hungry. Those who had no house, they gave them shelter. Those who had no clothes to wear, they gave them. There were no needy people among them. Every day, they did good things to others. They practice what they learned from the apostles about Jesus. They believed that it is what God wants them to do.

Learning a New Song. “I Will Share With Others” (Children Praise God, p. 109)

I will share with others, I will share with others
Pleasing God in all I do, that will make me happy too.

I’ll be kind to others, I’ll be kind to others
Pleasing God in all I do, that will make me happy too.

Memorizing a Verse

Let the children memorize and recite Acts 4:32

“All the believers were one in their heart and mind.”

Lesson Learned


Our faith in God makes us to do good things.

Applying the Lessons Learned

GAME – GIVE ME ONE

The teacher will tell the children, “GIVE ME ONE” – one good thing that God wants you to do. The child who is ready to answer comes to the teacher, makes a “palm-to-palm” with the teacher before giving his/her answer. If the answer is right, another “palm-to-palm” with the teacher, then receives her/his reward (candy or biscuit).

ART ACTIVITY – Coloring



Closing Time

Sing again

“Let us Share the Gospel”

Offering

Closing Prayer (the children repeat the prayer after the teacher)

Dear God, we thank you that you sent us your Son, Jesus Christ. Thank you that through Him, we learn to do good. Help us to learn of Him always so that we can

continue to do good. May others know you through our good deeds. In Jesus' name, we pray. Amen.

Goodbye Song "It's Time to Go Home"

Lesson 40: Why is it important for a church to have goals?

Third Sunday in Lent
March 15, 2020

General Concept: It is important for the church to have goals to direct its mission in order to realize its vision.

Biblical Reference: *Nehemiah 2* , *Proverbs 16:3*

Key Verse: Proverbs 16:3 "Commit to the LORD whatever you do, and he will establish your plans.

Age-Level Concepts

- To aim for something is important.
- The Church must have goals to guide it in its work.

Learning Objectives

By the end of the session the learners are expected to:

- Say what "goals" are for
- Talk about how goals help us do what we want to do
- Ask God to help the Church reach its goals

Materials: The Holy Bible (preferably the New Revised Standard Version [NRSV]) song chart, offering plate or basket, construction paper, scissor, markers, Visual aids for the story; Color sheet (see Art Activity), Popsicle sticks (3 colors x 100)

Biblical Background

Nehemiah 2

Although the Jews completed the rebuilding of the temple in 516 B.C., the city walls remained in shambles for the next 70 years. These walls represented power, protection, and beauty to the city of Jerusalem. They were also desperately needed to protect the temple from attack and to ensure the continuity of worship. God put the desire to rebuild the walls in Nehemiah's heart, giving him a vision for the work. (Zondervan Life Application Study Bible, p. 795.) As soon as Nehemiah arrived after a three-month journey, in 445 B.C., he began his work of rebuilding Jerusalem's walls and rebuilding broken lives.

Suggested Lesson Outline

Greeting Time

Say “Hello” to each child who enters your classroom. Recognize and welcome the new comers by tapping their shoulders.

Opening Prayer (by the teacher)

Sing again “Kumusta Ka, Halina’t Magsaya” or “Si Jesus ang Sandigan”

Learning Time

Introducing the Lesson – I Want To Be

Let each child share about what they want to be in the future.

“I want to be a ...”

Then ask the children what they should do to be able to achieve or realize their dreams

We hear about Nehemiah who also had a dream – to rebuild the walls of Jerusalem.

Discovering the Biblical Truth

“Nehemiah Leads the People”

(Based on Nehemiah 2)

Long time ago, the city of Jerusalem was attacked. The city was destroyed by the enemies. They broke the walls down. They burned the gates. The people of God were taken away as captives.

After many years, Nehemiah went back to Jerusalem. It was still the same. He was very sad. He wanted to make Jerusalem anew– its walls and the gates.

When Nehemiah arrived in Jerusalem, he carefully studied what to do. He wanted to build again the walls and gates.

He prayed to God, “God, please help with my plans. Please tell me what to do”. Then Nehemiah told the people, “This city is important for us. We cannot just sit around and wait for other people to build it again for us. We have to do it on our own”.

The people were happy to hear Nehemiah’s plan. They agreed to work. They built the walls and the gates in fifty-two days.

Review the story:

Ask the following questions:

1. What did Nehemiah want to build? (the walls and the gates)

2. What did he do?
3. Was his goal of rebuilding the temple achieved?

Learning a New Song “We are Workers with God” (Children Praise God, p. 194)

We are workers with God, we are workers with God
God needs us to work with Him, we are workers with God.

Memorizing a Verse

Let the children memorize and recite Proverbs 16:3

“Commit to the LORD whatever you do, and he will establish your plans.”


Lesson Learned

We need to work to accomplish our goal.

Applying the Lessons Learned

LET’S BUILD

Divide the class into groups of 3 or 4 members. Provide each group with a bundle of popsicle sticks (1 color to 1 group) – about a hundred sticks per group. In 5 minutes, they will build a tower by piling up the sticks in triangular shape. The group highest tower (highest pile of sticks) is the winner. You may give some goodies as reward.



ART ACTIVITY – Coloring



NEHEMIAH WORKS TO REBUILD THE WALLS OF JERUSALEM

Closing Time

Sing again “We are Workers with God”

Offering

Closing Prayer (the children repeat the prayer after the teacher)

Dear God, we thank you for giving us work to do in our church. We want to help so that these works will be done. Teach us and help us how to do them. We want to sing in the church. We want to help clean the church. Want to give food to the hungry. We want to help those in need. Please give us strength so we can do these things for you and for others. Amen.

Goodbye Song “It’s Time to Go Home”

Lesson 41: What does it mean to strengthen the faith community?

Fourth Sunday in Lent.

March 22, 2020

General Concept: Strengthening the faith community means nurturing the faith of the members, equipping them with skills, and inspiring them to participate in the Church's ministry.

Biblical Reference: Deuteronomy 6:4-9

Key Verse: Deuteronomy 6:6

⁶These commandments that I give you today are to be on your hearts.

Age-Level Concepts

- Taking care and teaching the people will make the Church strong.
- Helping in the work of the Church will make it strong.

Learning Objectives

By the end of the session the learners are expected to:

- Share how they learned to pray, sing in the choir, listen to Bible stories, play instruments, and other activities
- Express joy that the Church teaches them about God and that they are able to help in the work of the Church
- Pray that the Church will always be strong and grow in its faith and work

Materials: The Holy Bible (preferably the New Revised Standard Version [NRSV]) song chart, offering plate or basket, construction paper, scissor, markers, Visual aids for the story; Color sheet (see Art Activity),

Biblical Background

Deuteronomy 6:4-9

The Book of Deuteronomy is written in the form of a treaty between a king and his vassal state typical of the second millennium B.C. It calls Israel to remember who God is and what he has done. Lacking faith, the old generation had wandered for 40 years and died in the desert.

Deuteronomy 6:4-9 provides the central theme of Deuteronomy. It sets a pattern that helps us relate the Word of God to our daily lives. We are to love God, think constantly about his commandments, teach his commandments to our children, and live each day by the guidelines in God's Word. God emphasized the importance of parents' teaching the Bible to their children (that they may grow in faith). The church and Christian schools cannot be used to escape from this responsibility. (Zondervan Life Application Study Bible, p. 278, 290).

Suggested Lesson Outline

Greeting Time

Say “Hi” to each child who enters your classroom. Recognize and welcome the new comers by tapping their shoulders.

Opening Prayer (by the teacher)

Sing again “Hello, Hello, Hello” or “Up and Down”
Hello, hello, hello, how are you today?
Hello, hello, hello, I am fine
Fa la la la la la la la la la la la la la (2x)

Learning Time

Discovering the Biblical Truth

“Moses Taught the People”
(Based on Deuteronomy 6:4-9)

At Mount Sinai, God gave Mose commands. Moses called the people and taught them to follow God’s commands. Moses said, “Hear, O Israel: The LORD our God is one Lord. Love the LORD your God with all your heart. Love Him with all your soul and with all your strength.

Keep these commandments in your hearts. Teach them to your children all the time – whether you are at work or resting. Teach them at home or when you are traveling. Teach them when you lie down and when you get up. Anywhere you go, and whatever you do, remember these commandments. Never forget to teach them to your children. If you do this, you will grow in faith and grow strong.”

Learning a New Song “I Can”

I can sing and pray, I can sing and pray
I am happy, I can sing and pray.

I can tell God’s love, I can tell God’s love
I am happy, I can tell God’s love

I can help the church, I can help the church
I am happy, I can help the church.

My church teaches me, my church teaches me
I am happy, my church teaches me.

I CAN

Words & Music: EEVanguardia

01-27-20



- 1 I can sing and pray, I can sing and pray, I am hap-py, I can sing and pray.
- 2 I can tell God's love, I can tell God's love, I am hap-py, I can tell God's love
- 3 My church teach - es me, my church teach-es me, I am hap-py, my church teach-es me.

Memorizing a Verse

Let the children memorize and recite Deuteronomy 6:6

⁶These commandments that I give you today are to be on your hearts.

Lesson Learned

The church is active and strong when the members work and are taught.

Applying the Lessons Learned:

ART ACTIVITY – Coloring



PRESENTATION OF TALENTS

Call each child to present any talent he/she developed through the nurturing of the church:

- Singing
- Praying
- Reciting a verse
- Playing an instrument
- Saying something about a Bible character

Closing Time

Sing again “I Can”

Offering

Closing Prayer (the children repeat the prayer after the teacher)

Dear God, we thank you for giving us work to do in our church. We want to help so that these works will be done. Teach us and help us how to do them. We want to sing in the church. We want to help clean the church. Want to give food to the hungry. We want to help those in need. Please give us strength so we can do these things for you and for others. Amen.

Goodbye Song “It’s Time to Go Home”

Lesson 42: Why do we need to strengthen the faith community?

Fifth Sunday in Lent
March 29, 2020

General Concept: We need to strengthen the local church for it to be an efficient, effective, and empowered instrument in the attainment of the Church’s Vision, Mission and Goals.

Biblical Reference: *Ephesians 4:11-13, Ephesians 2:10a*

Key Verse: Ephesians 2:10a

¹⁰For we are God’s handiwork, created in Christ Jesus to do good works...

Age-Level Concepts

- We need to be a strong Church.
- A strong church is useful in doing God’s work.

Learning Objectives

By the end of the session the learners are expected to:

- State that our Church needs to be strong
- Enumerate how our church does God's work
- Thank God that our Church does God's work

Materials: The Holy Bible (preferably the New Revised Standard Version [NRSV]) song chart, offering plate or basket, construction paper, scissor, markers, Visual aids for the story; Color sheet (see Art Activity),

Biblical Background

Ephesians 4:11-13

Our oneness in Christ does not destroy our individuality. The Holy Spirit has given each Christian special gifts for building up the church. Some are given to be apostles, prophets, evangelists, pastors, and teachers. Now that we have these gifts, it is crucial to use them.

God has given his church an enormous responsibility – to make disciples in every nation (Matthew 28:18-20). This involves preaching, teaching healing, nurturing, giving, administering, building, and many other tasks. God calls us as members of his body to work together to better accomplish the work of the church. (Zondervan Life Application Study Bible, pp. 2136).

Suggested Lesson Outline

Greeting Time

Say "Hi" to each child who enters your classroom. Recognize and welcome the new comers by tapping their shoulders.

Opening Prayer (by the teacher)

Sing "I'm Happy Today" or "When You're Happy"

Learning Time

Discovering the Biblical Truth

"God Gave Gifts"

(Based on Ephesus 4:11-13)

When Jesus went back to heaven, He sent the Holy Spirit. The Holy Spirit will guide the church in its many works. The Holy Spirit will help the church grow and become strong.

The Holy Spirit gave us many gifts to use. Some are to become teachers - to teach the people about God's commandments. Some are pastors to lead the people. Others have gifts to heal the sick. Some are preachers and evangelists to speak about God. Some are musicians to lead people to sing and praise God.

Sing again "We are Workers with God" (Children Praise God, p. 194)
We are workers with God, we are workers with God
God needs us to work with Him, we are workers with God.

Memorizing a Verse

Let the children memorize and recite Ephesians 2:10a

¹⁰For we are God's handiwork, created in Christ Jesus to do good works...

Lesson Learned

The church will grow and become strong when people work together and use the gifts God gave them.

Applying the Lessons Learned:

ART ACTIVITY – Coloring

Color the pictures that show people helping to make the church grow and become strong.



Closing Time

Sing again “We Are Workers with God”

Offering

Closing Prayer (the children repeat the prayer after the teacher)

Dear God, thank you for the many works we have in the church. Thank you for the gifts you have given us. Now we can sing for you and praise you. We can teach others to follow you. We can tell others about your love. We can heal the sick. We can help those in need. May we always help to work so that our church will grow and become strong. Amen.

Goodbye Song “It’s Time to Go Home”

Lesson 43: How do we strengthen the faith community?

Liturgy of the Palms

Sixth Sunday in Lent

April 5, 2020

General Concept: We strengthen the local church through continuing education, fellowships, faith-formation, and mutual concern.

Biblical Reference: 2 Corinthians 8:1-8

Key Verse: 2 Corinthians 8:5a

“They gave themselves first of all to the Lord...”

Age-Level Concepts

- We become a strong Church when we study and listen to stories about God together.
- We become a strong Church when we make time to gather, share food and have fun together.
- We become a strong Church when we take care of each other and listen to each other.

Learning Objectives

By the end of the session the learners are expected to:

- Tell about the things they like doing best in Church
- Express thanks for being part of the Church’s life
- Pray to God to bless their Church

Materials: The Holy Bible (preferably the New Revised Standard Version [NRSV]) song chart, offering plate or basket, construction paper, scissor, markers, Visual aids for the story; Color sheet (see Art Activity),

Biblical Background

2 Corinthians 8:1-8

Paul, writing from Macedonia, hoped that news of the generosity of these churches would encourage the Corinthian believers and motivate them to solve their problems and unite in fellowship.

During his third missionary journey, Paul had collected money for the impoverished believers in Jerusalem. The churches in Macedonia – Philippi, Thessalonica, and Berea – had given money even though they were poor, and they had given more than Paul expected. This was sacrificial giving – they were poor themselves, but they wanted to help. The point of giving is not so much the amount we give, but why and how we give. God does not want gifts given grudgingly. Instead, God wants us to give as the churches did – out of dedication to Christ, love for fellow believers, the joy of helping those in need, as well as the fact that it was simply the good and right thing to do.

The kingdom of God spreads through believers' concern and eagerness to help others. The Corinthian believers excelled in everything – they had faith, good preaching (speech), much knowledge, much earnestness, much love. Paul wanted them to also be leaders in giving. Giving is a natural response of love. Paul did not order the Corinthians to give, but he encouraged them to prove that their love was sincere. (Zondervan Life Application Study Bible, pp. 2102).

Suggested Lesson Outline

Greeting Time

Say "Hello" to everyone who enters your classroom. Recognize and welcome the new comers by providing them with seats.

Opening Prayer (by the teacher)

Sing again "I'm Happy Today" or "When You're Happy"
When you're happy and you know it, clap your hands
When you're happy and you know it, clap your hands
When you're happy and you know it
And your face will surely show it.
When you're happy and you know it, clap your hands.

- stamp your feet
- sway your hips

Learning Time

Discovering the Biblical Truth

"Paul Taught the Corinthian Church"

(Based on 2 Corinthians 8:1-8)

Paul was in Macedonia. He wrote to the Corinthian church. He wanted to teach them about giving.

In his letter Paul said, "I visited churches in different places. The people have no enough food to eat. Their clothes and houses were not good. But they gave joyfully to God. They also gave to others in need. They gave more than what they can afford."

The people in the Corinthian church were greatly amazed of Paul's story.

They asked each other, "How can they give when they are poor?"

Paul said in his letter, "You know, these people gave themselves first to God. They believed in God. They loved God. I know you also believe in God and you also love God. You know God better than them. You can give more than what these poor people have given."

The people in the Corinthian church understood what Paul told them. They were inspired by Paul's message. They, too, gladly gave. The people around them were blessed by their faith and generosity.

Sing again "We Are Workers with God"

Memorizing a Verse

Let the children memorize and recite 2 Corinthians 8:5a

"They gave themselves first of all to the Lord..."

Lesson Learned

Helping and caring for each other, learning about God, sharing with one another – all these make a strong church.

Applying the Lessons Learned

ART ACTIVITY – Coloring

From the pictures below, let the children choose one that they want to do in the church. Let the children color the picture they have chosen.

I want to give to the church.



I want to care for others.



I want to share my food.



I want to learn about God.



I want to have fun with others in the church.



Closing Time

Sing again “We Are Workers with God”

Offering

Closing Prayer (the children repeat the prayer after the teacher)

Dear God, thank you for our church. Thank you for the church members who care for others. Thank you for them that share their food and clothes and money to others. Thank you, that small as we are, we can also share and care for others. Teach us to learn more about you so that we can be like you. Please bless our church. Bless all the members. May our church continue to grow strong. Amen.

Goodbye Song “It’s Time to Go Home”

Lesson 44: What do we mean by “life-work” of communities?

Resurrection of the Lord

Easter Day

April 12, 2020

General Concept: Life-work of communities refers to the aspirations, ideals, strivings and experiences of the people for their own common good.

Biblical Reference: *Nehemiah 4:1-21*

Key Verse: Nehemiah 4:6b

“The people worked with all their heart.”

Or 1 Corinthians 3:9

⁹ For we are co-workers in God’s service; you are God’s field, God’s building.

Age-Level Concepts

- People in my community would also like to see God’s world become more beautiful and better.
- People in my community will also work for a more beautiful and better world.

Learning Objectives

By the end of the session the learners are expected to:

- Tell what their community is like

- Describe how they feel about living in their community
- Share how they would like their community to be

Materials: The Holy Bible (preferably the New Revised Standard Version [NRSV]) song chart, offering plate or basket, construction paper, scissor, markers, Visual aids for the story; Color sheet (see Art Activity), Cartolina, manila paper, pentel pen, paste

Biblical Background

Nehemiah 4:1-23, 6:15-16

Sanballat was governor of Samaria, the region just north of Judea where Jerusalem was located. Sanballat may have hoped to become governor of Judea as well, but Nehemiah's arrival spoiled his plans. Sanballat tried to scare Nehemiah away or at least discourage him by scorn, threats, and bluffs.

Ridicule can cut deeply, causing discouragement and despair. Sanballat and Tobiah used ridicule to try to dissuade the Jews from building the wall. Instead of trading insults, however, Nehemiah prayed, and the work continued. Nehemiah was not praying for revenge but that God's justice would be carried out.

The work of rebuilding the wall progressed well because the people had set their hearts and minds on accomplishing the task. They did not lose faith or give up, but they persevered in the work. Nehemiah constantly combined prayer with preparation and planning. His people trusted God and at the same time kept vigilant watch over what had been entrusted to them. (Zondervan Life Application Study Bible, p. 802).

Suggested Lesson Outline

Greeting Time

Say "Hello" to everyone who enters your classroom. Recognize and welcome the new comers by providing them with seats.

Opening Prayer (by the teacher)

Sing again "Hello, Hello, Hello" (Children Praise God, p. 71) or
"When You're Happy and You Know It"

Learning Time

Discovering the Biblical Truth

"Rebuilding the Walls of Jerusalem"
(Based on Nehemiah 4:1-23, 6:15-16)

Everything was set. Nehemiah led the people of God. Everyone was ready and excited to rebuild the broken walls of Jerusalem, their beloved homeland. But their neighbor, Sanballat was not happy. He even got angry. He did not want the walls to be rebuilt. He ridiculed the people of God. He said to them, "Oh, poor, feeble Jews, do you think you can finish what you're doing? Never!"

Another neighbor, Tobiah, also mocked the people of God. He said, "What kind of wall are you building? Even a fox climbing up on it would break it down. Ha-ha-ha!"

Nehemiah heard all their ridicules. He turned to God and prayed: "Hear us, our God. The people despise us. Please help us. Stop them from their wicked plans." Then he said to the people, "Don't be afraid of these wicked people. Our God will fight for us."

The people continued to build the walls. They worked day and night. Nehemiah placed some men to serve as guards. They were equipped with spears, shields, bows and armor. Sanballat and Tobiah and their men were not able to come near and disturb them. The rebuilding of the walls came to completion.

Review the story:

1. Describe the walls of Jerusalem before it was built.
2. Who led in the rebuilding of the walls?
3. Did the people cooperate in the rebuilding of the walls?
4. What kind of community or neighbors did the people of God have?
5. What did Nehemiah do when their neighbors ridiculed them?
6. What beautiful and good thing did they build?

Deepening:

1. Are you happy living your community or living with your neighbors?
2. What should we do to make our world beautiful and better?

Learning a New Song "Magkaisa Tayo, Magkaisa" (Children Praise God, p. 55)

Magkaisa tayo, magkaisa, la-la-la-la-la-la-la (2x)

Napakagandang pagmasdan kung tayo'y nagkakaisa (2x)

Magtulungan tayo ...

Magmahalan tayo ...

Memorizing a Verse

Let the children memorize and recite Nehemiah 4:6b, "The people worked with all their heart."

Or 1 Corinthians 3:9

"⁹ For we are co-workers in God's service; you are God's field, God's building."

Lesson Learned

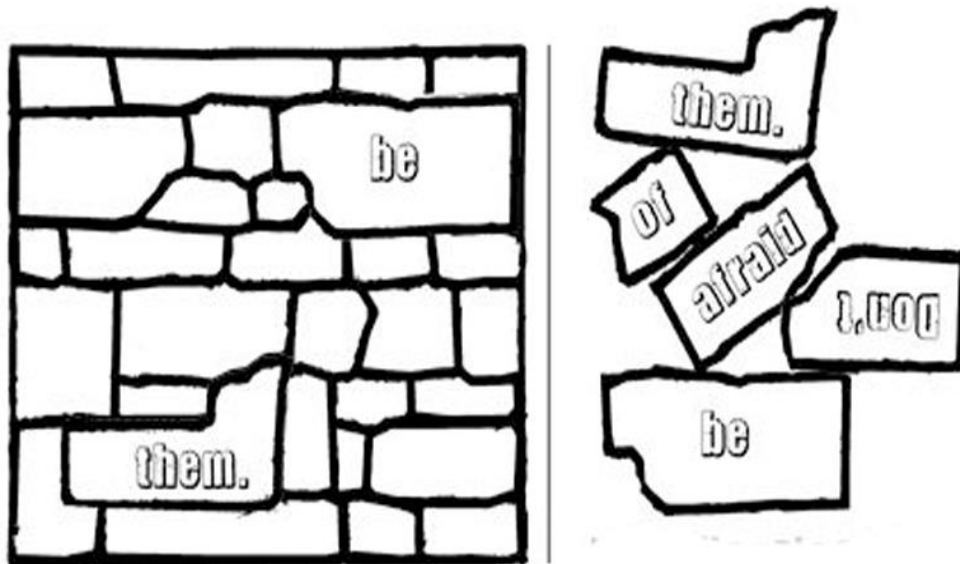
Together we work, together we succeed, and together we achieve a beautiful and better world.

Applying the Lessons Learned

ART ACTIVITY – Let Us Help Nehemiah Build the Wall

On a piece of colored cartolina, draw a wall with different shapes of bricks as shown in the example below. Trace your wall on a manila paper. Then cut the bricks (on the cartolina). Write the words DON'T BE AFRAID OF THEM on some of the bricks. Give each child some bricks. Help them paste the bricks on the same shape on the WALL (on the manila paper). Paste all the bricks to complete the WALL.

Let us help Nehemiah build the wall



Closing Time

Sing again "Magkaisa Tayo, Magkaisa"

Offering

Closing Prayer (the children repeat the prayer after the teacher)

Dear God, thank you for the community where we belong. We want to experience always peace and joy in our community. We also want to see our community beautiful and better. Teach us how to work with others in order to build a beautiful and better world. Teach us to work together. Amen.

Goodbye Song “Good Bye, Good Bye”

Lesson 45: What is the local church’s role in the community?

Second Sunday of Easter
April 19, 2020

General Concept: As part of the community, the church plays a shepherding and prophetic role.

Biblical Reference: Acts 2:24-41, Galatia 6:1

Key Verse: Galatia 6:1 “Brothers and sisters, if someone is caught in a sin, you who live by the Spirit should restore that person gently”.

Age-Level Concepts

- People in my Church are friends with people in the community.
- As friends, they will tell each other what is right and wrong.

Learning Objectives By the end of the session the learners are expected to:

- Tell how church people can be friends with people in the community
- Express happiness that they can tell each other what is right and wrong
- Ask God to help their Church become a true friend of the community

Materials: The Holy Bible (preferably the New Revised Standard Version [NRSV]) song chart, offering plate or basket, construction paper, scissor, markers, Visual aids for the story; Color sheet (see Art Activity)

Biblical Background

Acts 2:24-41

Acts 2 tells the coming of the Holy Spirit that empowered the Early Christians to courageously proclaim the life, death, resurrection, and coming again of Jesus Christ our Lord. But some of the people around did not believe in the power of the Holy Spirit, but instead accused the apostles to be drunk.

To play the role of a prophet and a shepherd is to speak out for the truth. Empowered by the Holy Spirit, Peter and John spoke courageously about the truth of Jesus’ life, death, and

resurrection. Without fear and favor, they pointed to the powers-that-be in Jerusalem as the ones responsible for the mistrial, execution, and death of the man Jesus of Nazareth, whom God raised from the dead (Dr. Luna Dingayan).

Suggested Lesson Outline

Greeting Time

Say “Hello” to everyone who enters your classroom. Recognize and welcome the new comers by providing them with seats.

Opening Prayer (by the teacher)

Sing again “Good Morning to You, Boys and Girls” or
 “Dito sa Sunday School ay Masayang Tunay”

Learning Time

Discovering the Biblical Truth

“Peter Speaks the Truth”
(Based on Acts 21-41)

Peter was one of Jesus’ friends. Jesus’ friends were called apostles. Together with the other apostles, Peter also received the Holy Spirit. The Holy Spirit empowered them. They spoke in different languages. The people of different races who listened to them understood what they said. The apostles spoke about Jesus. They spoke about Jesus’ love – how Jesus gave his life to save the people. He was crucified. He died. On the third day, He rose from the dead. But some of the people around did not believe what they said. They mocked the apostles saying, “They’re only drunk.

Peter stood up and said to them. “My brothers, what you’re thinking about us is not true. We are not drunk. The truth is that the Holy Spirit is upon us. It empowers us to speak the truth about Jesus. This Jesus that you crucified is the Christ. He is our Lord and Savior.”

The people asked, “What shall we do now so that we will be saved?” Peter replied, “Repent every one of you. Turn away from your sins so that you will be forgiven. Be baptized in the name of Jesus Christ, and you will receive the gift of the Holy Spirit.”

Many, many people accepted Jesus and were saved that day.

Learning a New Song “Never Hit Him Back” (Children Praise God, p. 117)
 If somebody hits you, never hit him back
 But show him that you love him and that you care for him.

Memorizing a Verse

Let the children memorize and recite Galatia 6:1

“Brothers and sisters, if someone is caught in a sin, you who live by the Spirit should restore that person gently.”

Lesson Learned

We can be good friends with others when we sincerely correct them when they’re wrong and appreciate them when they do good.

Applying the Lessons Learned:

ART ACTIVITY – Collage Making

On a half-size of manila paper (horizontal position), draw a line at the center. On the left side, write the heading YES, YOU’RE RIGHT! On the right side, write the heading, OOPS! YOU’RE WRONG! Provide the children with pictures depicting right and wrong deeds. Help them paste the pictures on the proper area on the manila paper. Then review with them all the pictures if they are on the right group.

Example:



Closing Time

Sing again

“Never Hit Him Back”

Offering

Closing Prayer (the children repeat the prayer after the teacher)

Dear God, thank you for the community where we belong. We want to make friends with everyone in the community. When things are wrong and people are not doing the right thing, help us to show them what is right. Give us courage to stop them when they're wrong. When people are not saying the truth, guide us to tell them what is true. May we become friends with each other as we do the right thing together and speak the truth with each other. Amen.

Goodbye Song "Good Bye, Good Bye"