



WIDER MISSION SUPPORT

(EY 2019-2020)



June 1, 2019 – November 30, 2019

WIDER MISSION SUPPORT

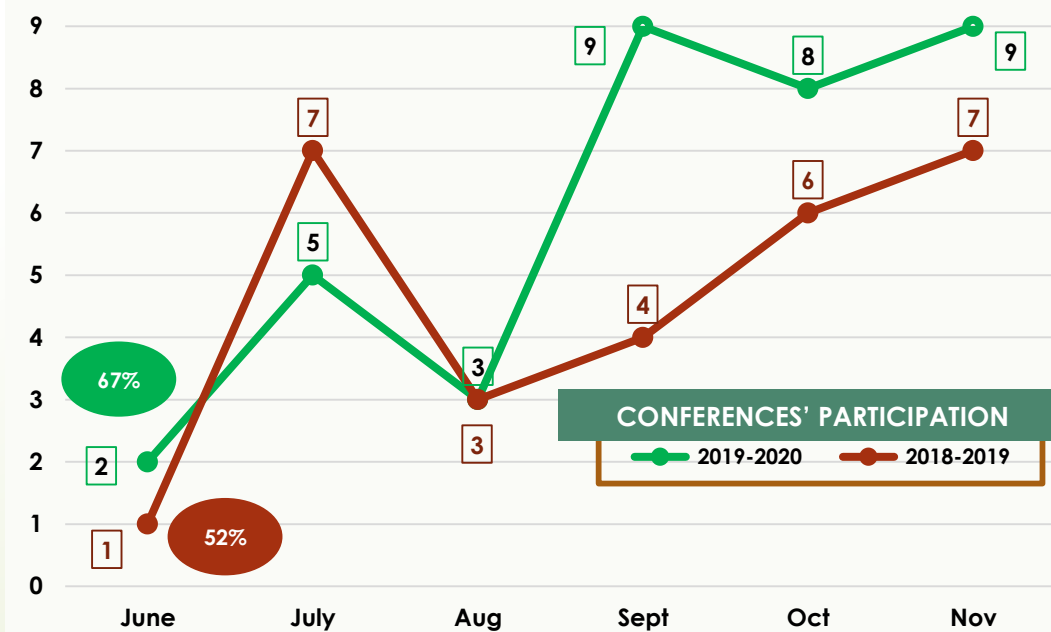
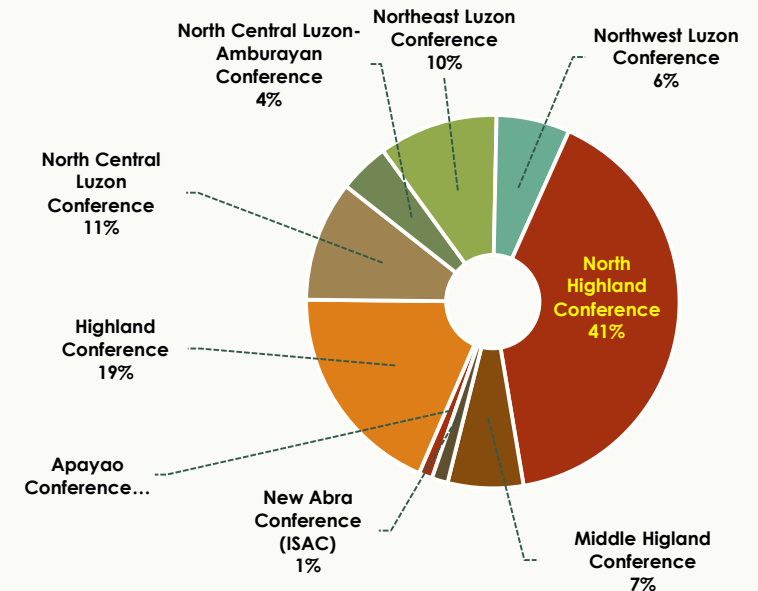
2019 - 2020								2018-2019
NORTH LUZON JURISDICTION	JUNE	JULY	AUGUST	SEPTEMBER	OCTOBER	NOVEMBER	TOTAL	JUNE-NOV
Apayao Conference				8,027.75	2,000.00	2,000.00	12,027.75	9,003.00
Highland Conference		50,000.00	35,000.00	35,000.00	35,000.00	35,000.00	190,000.00	96,000.00
North Central Luzon Conference		26,029.04		20,472.82	32,173.61	27,460.52	106,135.99	113,046.39
North Central Luzon-Amburayan Conference				36,000.00		8,500.00	44,500.00	45,940.25
Northeast Luzon Conference	29,569.18		8,000.00	30,000.00	25,873.00	11,518.00	104,960.18	74,657.50
Northwest Luzon Conference		16,749.92		25,897.14	10,781.51	11,243.76	64,672.33	39,843.81
North Highland Conference	60,366.00	99,077.00	67,079.00	55,730.00	67,224.00	63,615.00	413,091.00	304,263.00
Middle Highland Conference		13,832.00		19,203.50	22,890.00	10,560.00	66,485.50	49,783.25
New Abra Conference (ISAC)				5,000.00	6,000.00	3,000.00	14,000.00	6,000.00
sub-total	89,935.18	205,687.96	110,079.00	235,331.21	201,942.12	172,897.28	1,015,872.75	738,537.20
MIDDLE LUZON JURISDICTION								
United Metropolis Conference	60,916.97	60,000.00	69,254.42	100,000.00	75,000.00	75,000.00	440,171.39	212,600.66
Lowland Cavite - South Manila Conference	109,406.24	65,578.28	70,277.77	184,104.47	90,000.00	122,987.99	642,354.75	591,545.58
West Central Luzon Conference		13,640.00	14,700.00	6,900.00	29,900.00	20,200.00	85,340.00	88,778.86
Northeast Nueva Ecija Asso. Conference			10,000.00	10,000.00	10,000.00	5,000.00	35,000.00	12,380.00
Central Luzon Conference			10,000.00	6,000.00			16,000.00	0.00
Manila North Conference		30,000.00	10,000.00		20,000.00	35,000.00	95,000.00	90,000.00
sub-total	170,323.21	169,218.28	184,232.19	307,004.47	224,900.00	258,187.99	1,313,866.14	995,305.10
SOUTH LUZON JURISDICTION								
Upland Cavite Conference	105,317.61	109,389.72	97,030.20	82,107.55	89,611.19	89,431.63	572,887.90	596,074.48
Batangas Associate Conference	16,092.00	58,492.24	42,316.96	53,630.09	33,968.94	50,104.35	254,604.58	232,707.61
Oriental Mindoro Conference	10,000.00			2,500.00			12,500.00	5,000.00
Occidental Mindoro Associate Conference				4,000.00	5,500.00	3,000.00	12,500.00	6,000.00
Southern Tagalog Conference	34,245.04	31,337.89	25,905.33	32,961.47	23,189.84	33,634.98	181,274.55	174,513.95
North Bicol Conference		49,550.49	35,685.00	26,551.80	16,205.30	55,944.81	183,937.40	219,301.27
South Bicol Conference	16,823.81		24,116.40		11,468.50	21,168.38	73,577.09	77,174.96
Northeast Southern Tagalog Conference	55,137.76	72,951.08		119,305.07	73,938.29	86,687.63	408,019.83	270,900.24
Palawan Associate Conference	2,555.00			5,000.00	3,000.00	7,800.00	18,355.00	15,177.70
sub-total	240,171.22	321,721.42	225,053.89	326,055.98	256,882.06	347,771.78	1,717,656.35	1,596,850.21

WIDER MISSION SUPPORT

2019 - 2020								2018-2019
WESTERN VISAYAS JURISDICTION	JUNE	JULY	AUGUST	SEPTEMBER	OCTOBER	NOVEMBER	TOTAL	JUNE-NOV
Bohol Conference	10,167.00	20,265.50	10,152.25	10,620.50	19,930.50	15,006.75	86,142.50	117,259.83
Cebu Conference	53,280.12	178,140.80	91,699.88	27,061.70		112,262.50	462,445.00	433,756.00
North Negros Conference				30,000.00			30,000.00	20,000.00
Negros District Conference							-	141,900.91
Central Negros Associate Conference				25,000.00	1,000.00	1,000.00	27,000.00	50,249.00
Western Visayas Conference			5,375.00		12,430.89	10,717.84	28,523.73	32,593.20
sub-total	63,447.12	198,406.30	107,227.13	92,682.20	33,361.39	138,987.09	634,111.23	795,758.94
EASTERN VISAYAS JURISDICTION								
Masbate Conference			15,000.00			11,000.00	26,000.00	26,736.83
Northeastern Leyte-Biliran Conference	14,848.00				19,103.00	8,843.60	42,794.60	22,950.00
Samar Island District Conference		23,546.00		11,440.00			34,986.00	26,521.00
Southern Western Leyte Conference		51,590.00	103,565.00	51,850.00		51,510.00	258,515.00	253,450.00
Northern Western Samar Conference			12,000.00		10,000.00		22,000.00	20,000.00
sub-total	14,848.00	75,136.00	130,565.00	63,290.00	29,103.00	71,353.60	384,295.60	349,657.83
SOUTHEAST MINDANAO JURISDICTION								
Surigao-Dinagat District Conference	31,238.00	60,528.50	52,555.00	58,310.00		80,000.00	282,631.50	220,073.05
Associate Conference of Surigao				143,467.00	25,972.92	68,543.46	237,983.38	37,610.00
Agusan District Conference	58,454.80	126,281.35	81,166.95	64,020.50	101,179.65	93,384.90	524,488.15	616,862.00
Cotabato Annual Conference	10,000.00	64,915.00	77,201.00		33,065.00	55,838.00	241,019.00	40,000.00
South Cotabato Sarangani District Conf.	8,000.00	7,000.00	6,000.00		7,000.00	8,000.00	36,000.00	37,000.00
Northeastern Davao District Conference	40,000.90	66,212.25	72,150.50	43,214.30	40,000.00	68,228.05	329,806.00	190,607.60
Southern Mindanao District Conference	30,000.00	25,000.00	30,000.00	30,000.00	30,000.00	35,000.00	180,000.00	190,000.00
sub-total	177,693.70	349,937.10	319,073.45	339,011.80	237,217.57	408,994.41	1,831,928.03	1,332,152.65
NORTHWEST MINDANAO JURISDICTION								
Lanao District Conference				15,000.00		20,000.00	35,000.00	39,338.00
Central Mindanao Annual Conference	41,560.05	59,613.35	63,253.03	79,539.00	41,175.69	51,080.28	336,221.40	174,882.68
Bukidnon Area Conference	41,217.86	42,771.63	41,317.83	46,859.20	45,613.06	46,095.81	263,875.39	214,321.90
District Conf. of Northern Mindanao	40,700.00	50,280.00	40,360.00	41,515.00	41,648.00	43,108.00	257,611.00	216,168.00
Western Mindanao Conference	29,862.75	80,679.00	54,717.00	45,868.00	56,307.00	42,274.25	309,708.00	271,430.76
District Conf. of Southern Zamboanga	12,000.00	12,000.00	12,000.00	12,000.00	12,000.00	12,000.00	72,000.00	72,000.00
District Conf. of Northern Zamboanga	49,118.37	55,180.00	50,556.00	30,000.00	22,447.00	30,000.00	237,301.37	0.00
sub-total	214,459.03	300,523.98	262,203.86	270,781.20	219,190.75	244,558.34	1,511,717.16	988,141.34
GRAND TOTAL	970,877.46	1,620,631.04	1,338,434.52	1,634,156.86	1,202,596.89	1,642,750.49	8,409,447.26	6,796,403.27

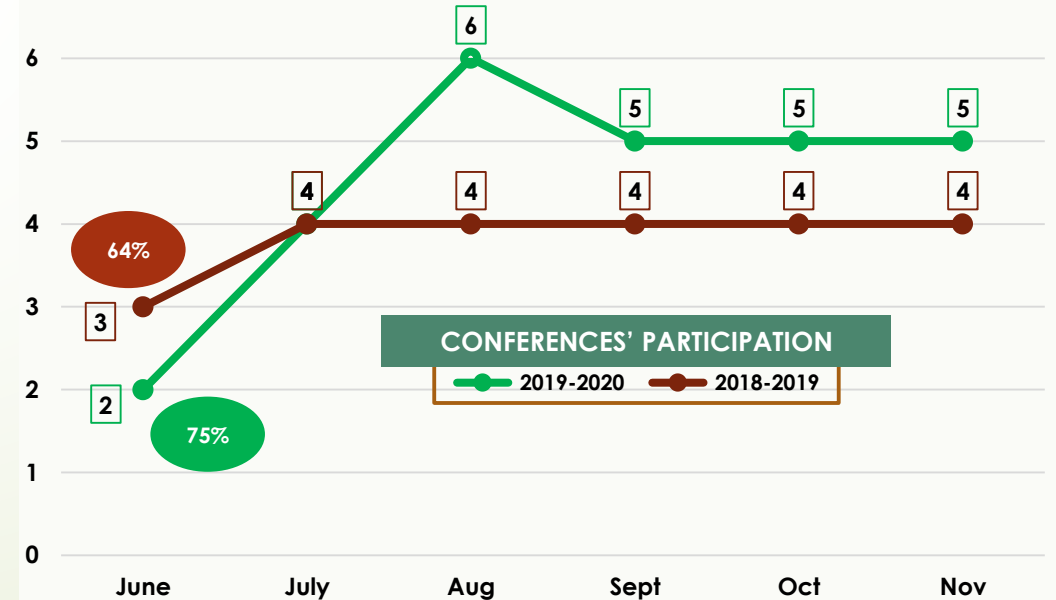
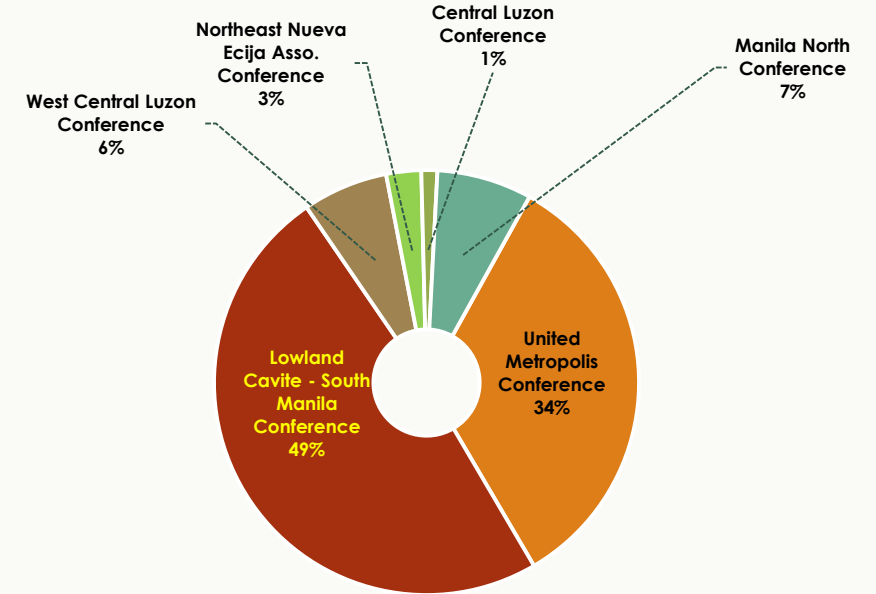
NORTH LUZON JURISDICTION

	JUNE	JULY	AUGUST	SEPTEMBER	OCTOBER	NOVEMBER	2019-2020 TOTAL	2018-2019 JUNE - NOV
Apayao Conference				8,027.75	2,000.00	2,000.00	12,027.75	9,003.00
Highland Conference		50,000.00	35,000.00	35,000.00	35,000.00	35,000.00	190,000.00	96,000.00
North Central Luzon Conference		26,029.04		20,472.82	32,173.61	27,460.52	106,135.99	113,046.39
North Central Luzon-Amburayan Conference				36,000.00		8,500.00	44,500.00	45,940.25
Northeast Luzon Conference	29,569.18		8,000.00	30,000.00	25,873.00	11,518.00	104,960.18	74,657.50
Northwest Luzon Conference		16,749.92		25,897.14	10,781.51	11,243.76	64,672.33	39,843.81
North Highland Conference	60,366.00	99,077.00	67,079.00	55,730.00	67,224.00	63,615.00	413,091.00	304,263.00
Middle Highland Conference		13,832.00		19,203.50	22,890.00	10,560.00	66,485.50	49,783.25
New Abra Conference (ISAC)				5,000.00	6,000.00	3,000.00	14,000.00	6,000.00
sub-total	89,935.18	205,687.96	110,079.00	235,331.21	201,942.12	172,897.28	1,015,872.75	738,537.20



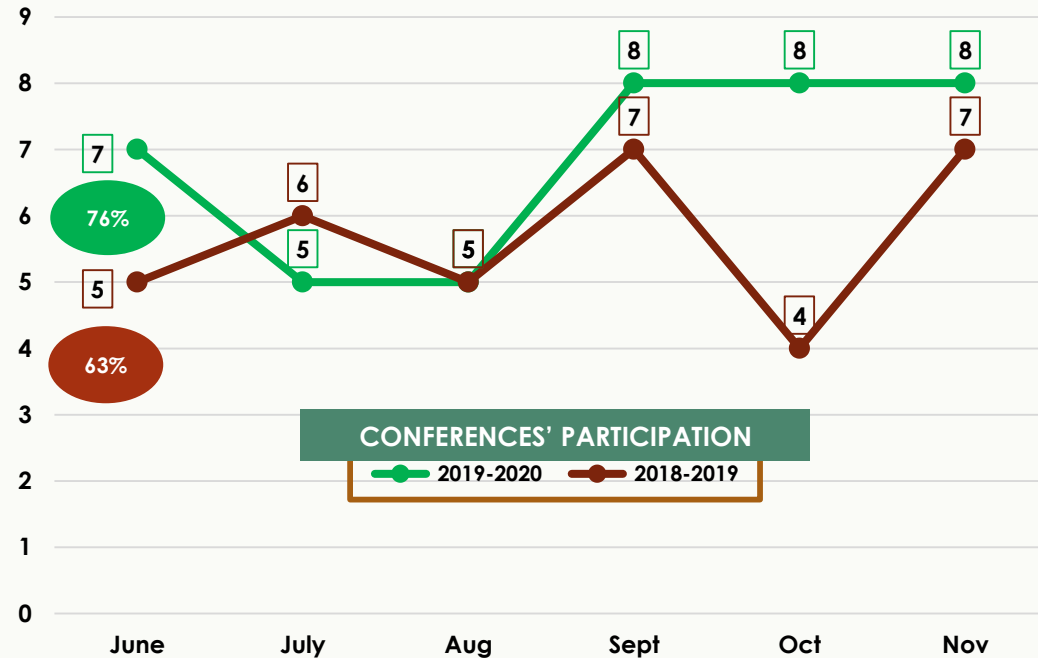
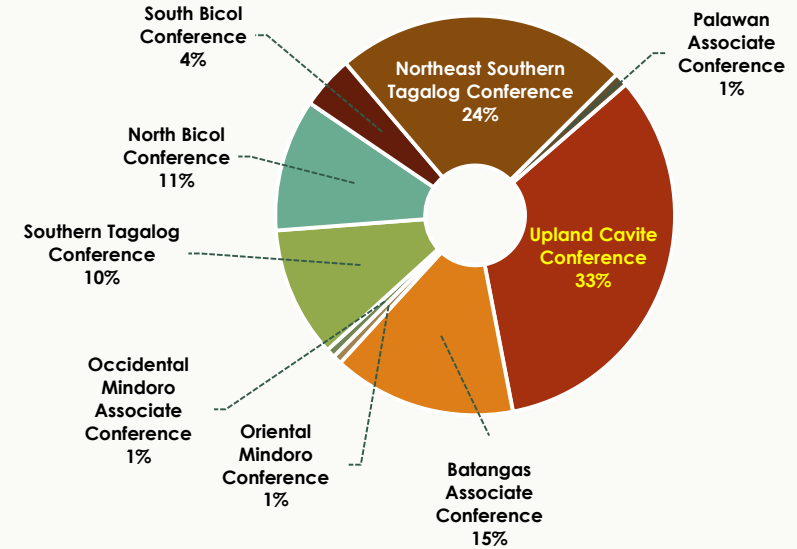
MIDDLE LUZON JURISDICTION

	JUNE	JULY	AUGUST	SEPTEMBER	OCTOBER	NOVEMBER	209-2020 TOTAL	2018-2019 JUNE-NOV
United Metropolis Conference	60,916.97	60,000.00	69,254.42	100,000.00	75,000.00	75,000.00	440,171.39	212,600.66
Lowland Cavite - South Manila Conference	109,406.24	65,578.28	70,277.77	184,104.47	90,000.00	122,987.99	642,354.75	591,545.58
West Central Luzon Conference		13,640.00	14,700.00	6,900.00	29,900.00	20,200.00	85,340.00	88,778.86
Northeast Nueva Ecija Asso. Conference			10,000.00	10,000.00	10,000.00	5,000.00	35,000.00	12,380.00
Central Luzon Conference			10,000.00	6,000.00			16,000.00	0.00
Manila North Conference		30,000.00	10,000.00		20,000.00	35,000.00	95,000.00	90,000.00
sub-total	170,323.21	169,218.28	184,232.19	307,004.47	224,900.00	258,187.99	313,866.14	995,305.10



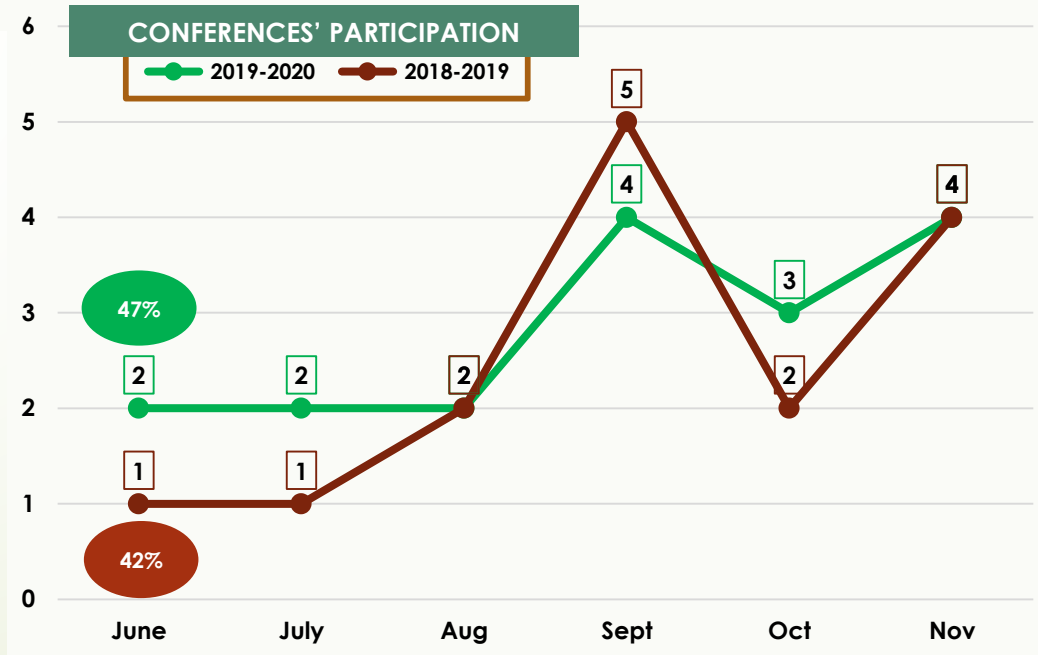
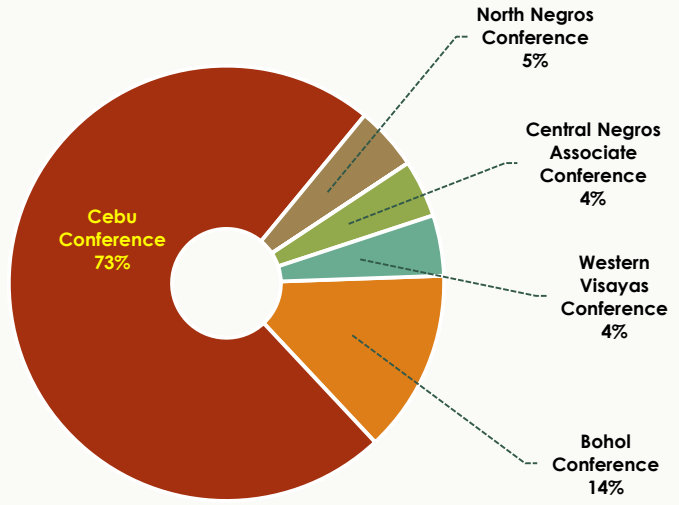
SOUTH LUZON JURISDICTION

	JUNE	JULY	AUGUST	SEPTEMBER	OCTOBER	NOVEMBER	2019-2020 TOTAL	2019-2020 JUNE-NOV
Upland Cavite Conference	105,317.61	109,389.72	97,030.20	82,107.55	89,611.19	89,431.63	572,887.90	596,074.48
Batangas Associate Conference	16,092.00	58,492.24	42,316.96	53,630.09	33,968.94	50,104.35	254,604.58	232,707.61
Oriental Mindoro Conference	10,000.00			2,500.00			12,500.00	5,000.00
Occidental Mindoro Associate Conference				4,000.00	5,500.00	3,000.00	12,500.00	6,000.00
Southern Tagalog Conference	34,245.04	31,337.89	25,905.33	32,961.47	23,189.84	33,634.98	181,274.55	174,513.95
North Bicol Conference		49,550.49	35,685.00	26,551.80	16,205.30	55,944.81	183,937.40	219,301.27
South Bicol Conference	16,823.81		24,116.40		11,468.50	21,168.38	73,577.09	77,174.96
Northeast Southern Tagalog Conference	55,137.76	72,951.08		119,305.07	73,938.29	86,687.63	408,019.83	270,900.24
Palawan Associate Conference	2,555.00			5,000.00	3,000.00	7,800.00	18,355.00	15,177.70
sub-total	240,171.22	321,721.42	225,053.89	326,055.98	256,882.06	347,771.78	1,717,656.35	1,596,850.21



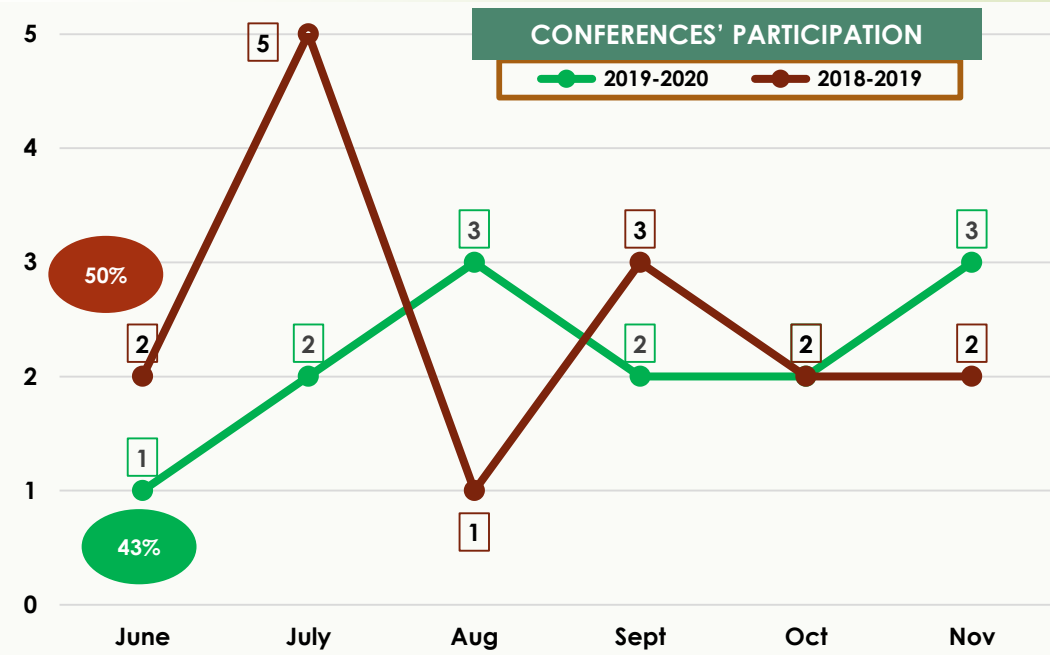
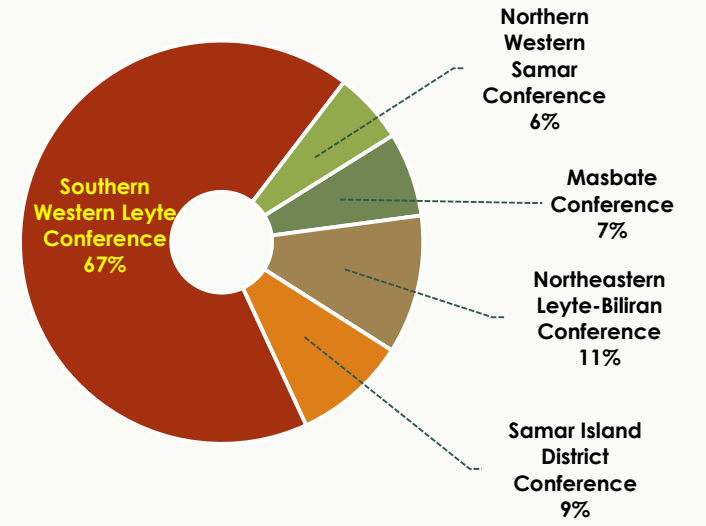
WEST VISAYAS JURISDICTION

	JUNE	JULY	AUGUST	SEPTEMBER	OCTOBER	NOVEMBER	2019-2020 TOTAL	2018-2019 JUNE-NOV
Bohol Conference	10,167.00	20,265.50	10,152.25	10,620.50	19,930.50	15,006.75	86,142.50	117,259.83
Cebu Conference	53,280.12	178,140.80	91,699.88	27,061.70		112,262.50	462,445.00	433,756.00
North Negros Conference				30,000.00			30,000.00	20,000.00
Negros District Conference							-	141,900.91
Central Negros Associate Conference				25,000.00	1,000.00	1,000.00	27,000.00	50,249.00
Western Visayas Conference			5,375.00		12,430.89	10,717.84	28,523.73	32,593.20
sub-total	63,447.12	198,406.30	107,227.13	92,682.20	33,361.39	138,987.09	634,111.23	795,758.94



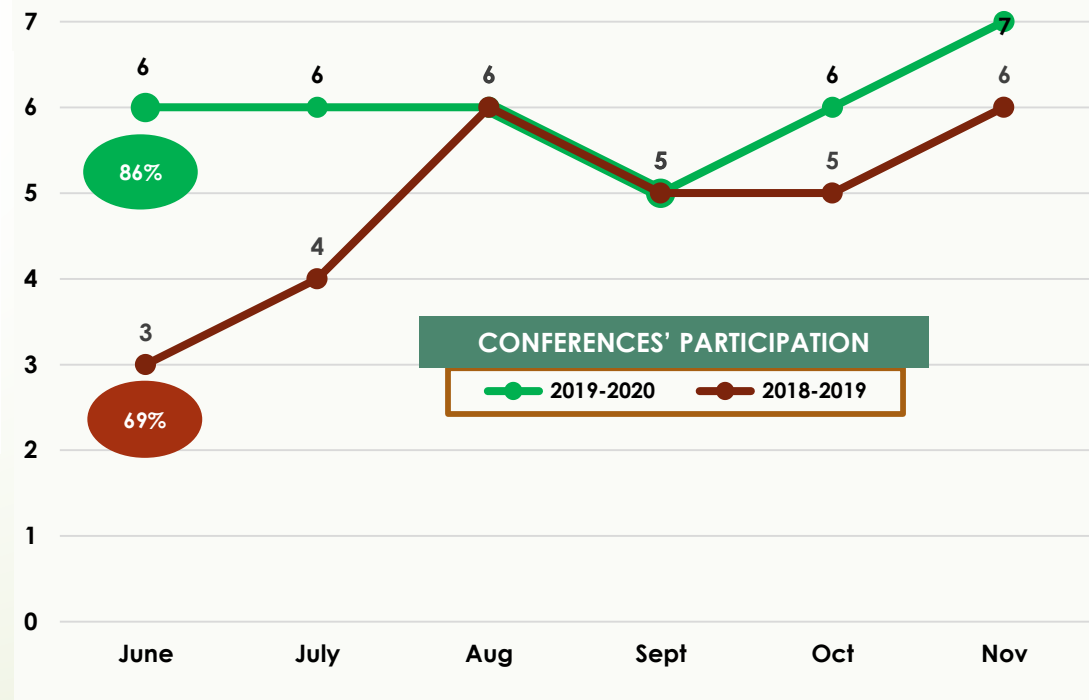
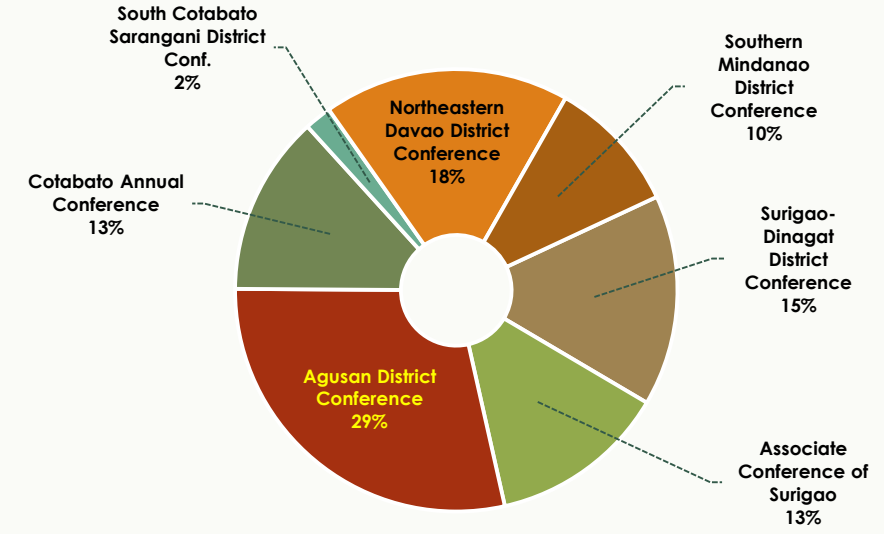
EAST VISAYAS JURISDICTION

	JUNE	JULY	AUGUST	SEPTEMBER	OCTOBER	NOVEMBER	2019-2020 TOTAL	2018-2019 JUNE-NOV
Masbate Conference			15,000.00			11,000.00	26,000.00	26,736.83
Northeastern Leyte-Biliran Conference	14,848.00				19,103.00	8,843.60	42,794.60	22,950.00
Samar Island District Conference		23,546.00		11,440.00			34,986.00	26,521.00
Southern Western Leyte Conference		51,590.00	103,565.00	51,850.00		51,510.00	258,515.00	253,450.00
Northern Western Samar Conference			12,000.00		10,000.00		22,000.00	20,000.00
sub-total	14,848.00	75,136.00	130,565.00	63,290.00	29,103.00	71,353.60	384,295.60	349,657.83



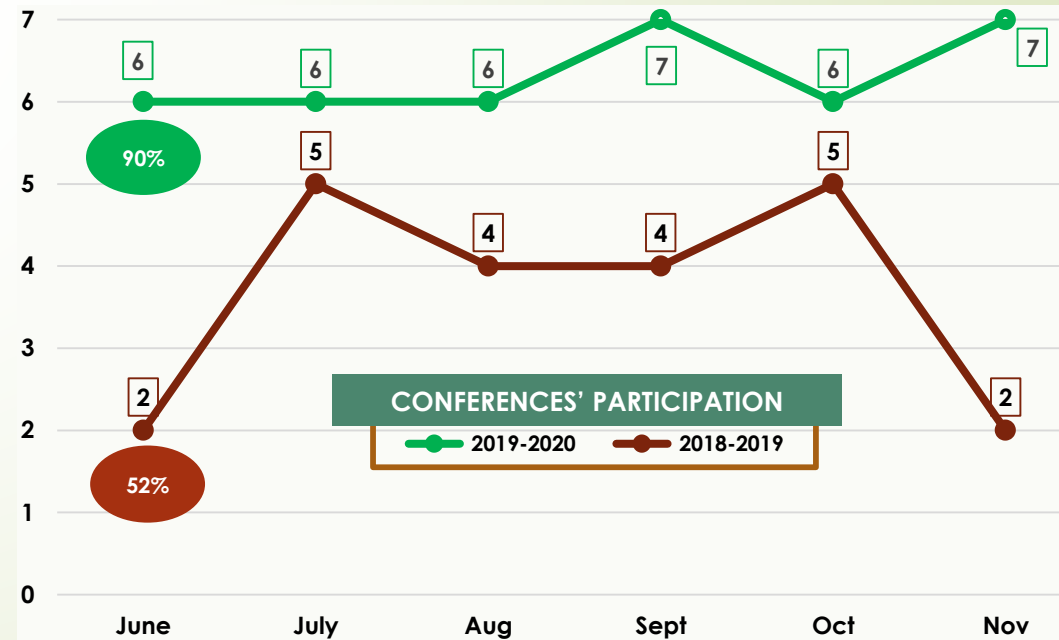
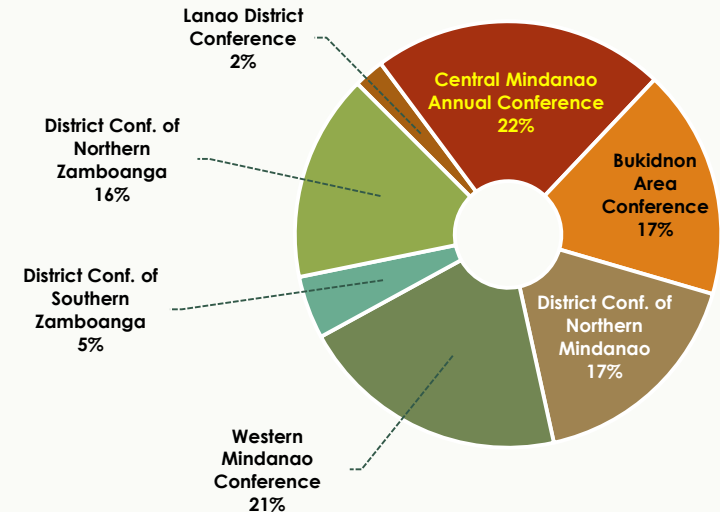
SOUTHEAST MINDANAO JURISDICTION

	JUNE	JULY	AUGUST	SEPTEMBER	OCTOBER	NOVEMBER	2019-2020 TOTAL	2018-2019 JUNE-NOV
Surigao-Dinagat District Conference	31,238.00	60,528.50	52,555.00	58,310.00		80,000.00	282,631.50	220,073.05
Associate Conference of Surigao				143,467.00	25,972.92	68,543.46	237,983.38	37,610.00
Agusan District Conference	58,454.80	126,281.35	81,166.95	64,020.50	101,179.65	93,384.90	524,488.15	616,862.00
Cotabato Annual Conference	10,000.00	64,915.00	77,201.00		33,065.00	55,838.00	241,019.00	40,000.00
South Cotabato Sarangani District Conf.	8,000.00	7,000.00	6,000.00		7,000.00	8,000.00	36,000.00	37,000.00
Northeastern Davao District Conference	40,000.90	66,212.25	72,150.50	43,214.30	40,000.00	68,228.05	329,806.00	190,607.60
Southern Mindanao District Conference	30,000.00	25,000.00	30,000.00	30,000.00	30,000.00	35,000.00	180,000.00	190,000.00
sub-total	177,693.70	349,937.10	319,073.45	339,011.80	237,217.57	408,994.41	1,831,928.03	1,332,152.65

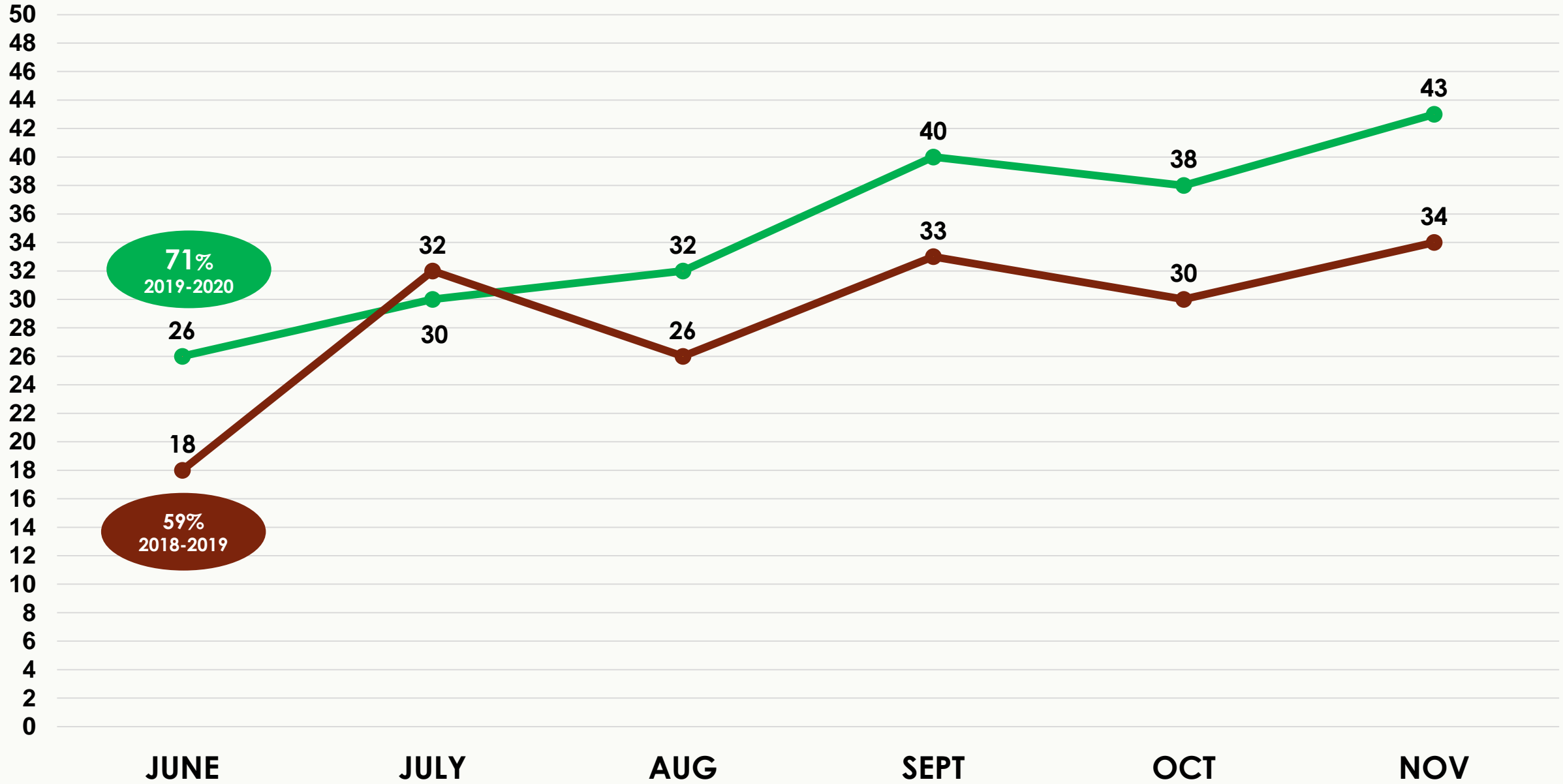


NORTHWEST MINDANAO JURISDICTION

	JUNE	JULY	AUGUST	SEPTEMBER	OCTOBER	NOVEMBER	2019-2020 TOTAL	2018-2019 JUNE-NOV
Lanao District Conference				15,000.00		20,000.00	35,000.00	39,338.00
Central Mindanao Annual Conference	41,560.05	59,613.35	63,253.03	79,539.00	41,175.69	51,080.28	336,221.40	174,882.68
Bukidnon Area Conference	41,217.86	42,771.63	41,317.83	46,859.20	45,613.06	46,095.81	263,875.39	214,321.90
District Conf. of Northern Mindanao	40,700.00	50,280.00	40,360.00	41,515.00	41,648.00	43,108.00	257,611.00	216,168.00
Western Mindanao Conference	29,862.75	80,679.00	54,717.00	45,868.00	56,307.00	42,274.25	309,708.00	271,430.76
District Conf. of Southern Zamboanga	12,000.00	12,000.00	12,000.00	12,000.00	12,000.00	12,000.00	72,000.00	72,000.00
District Conf. of Northern Zamboanga	49,118.37	55,180.00	50,556.00	30,000.00	22,447.00	30,000.00	237,301.37	0.00
sub-total	214,459.03	300,523.98	262,203.86	270,781.20	219,190.75	244,558.34	1,511,717.16	988,141.34

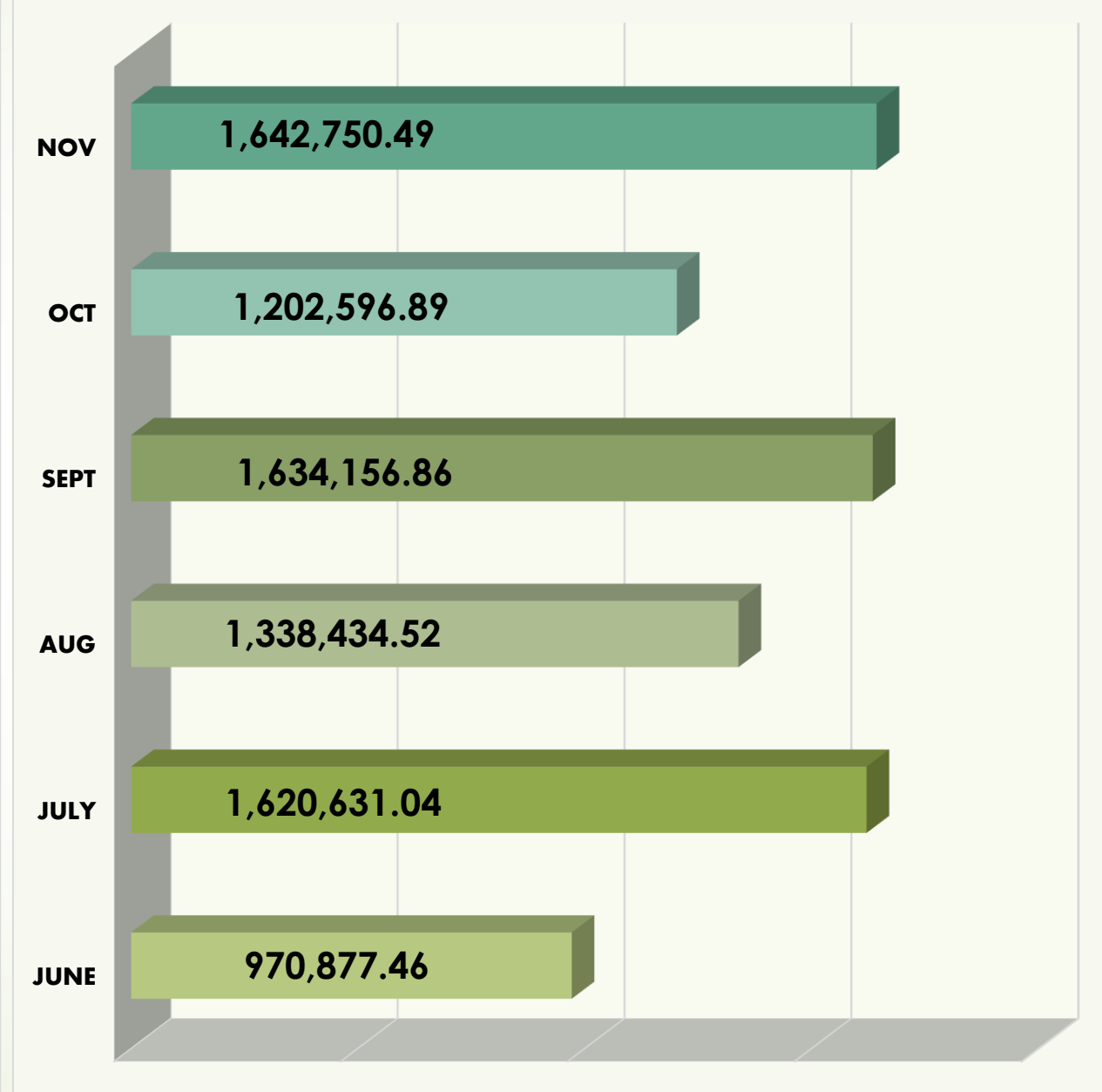
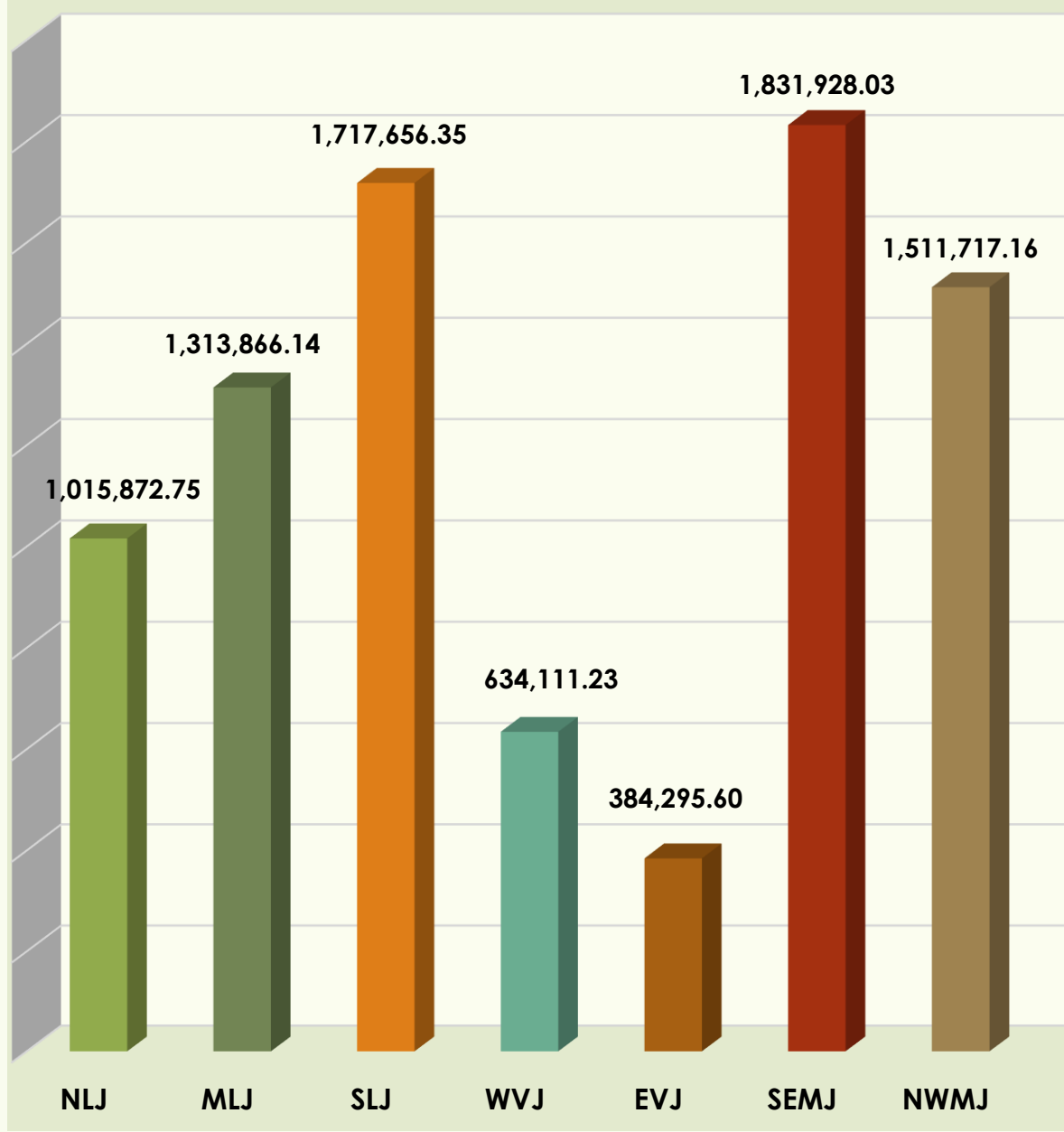


COMPARATIVE PARTICIPATION OF THE CONFERENCES



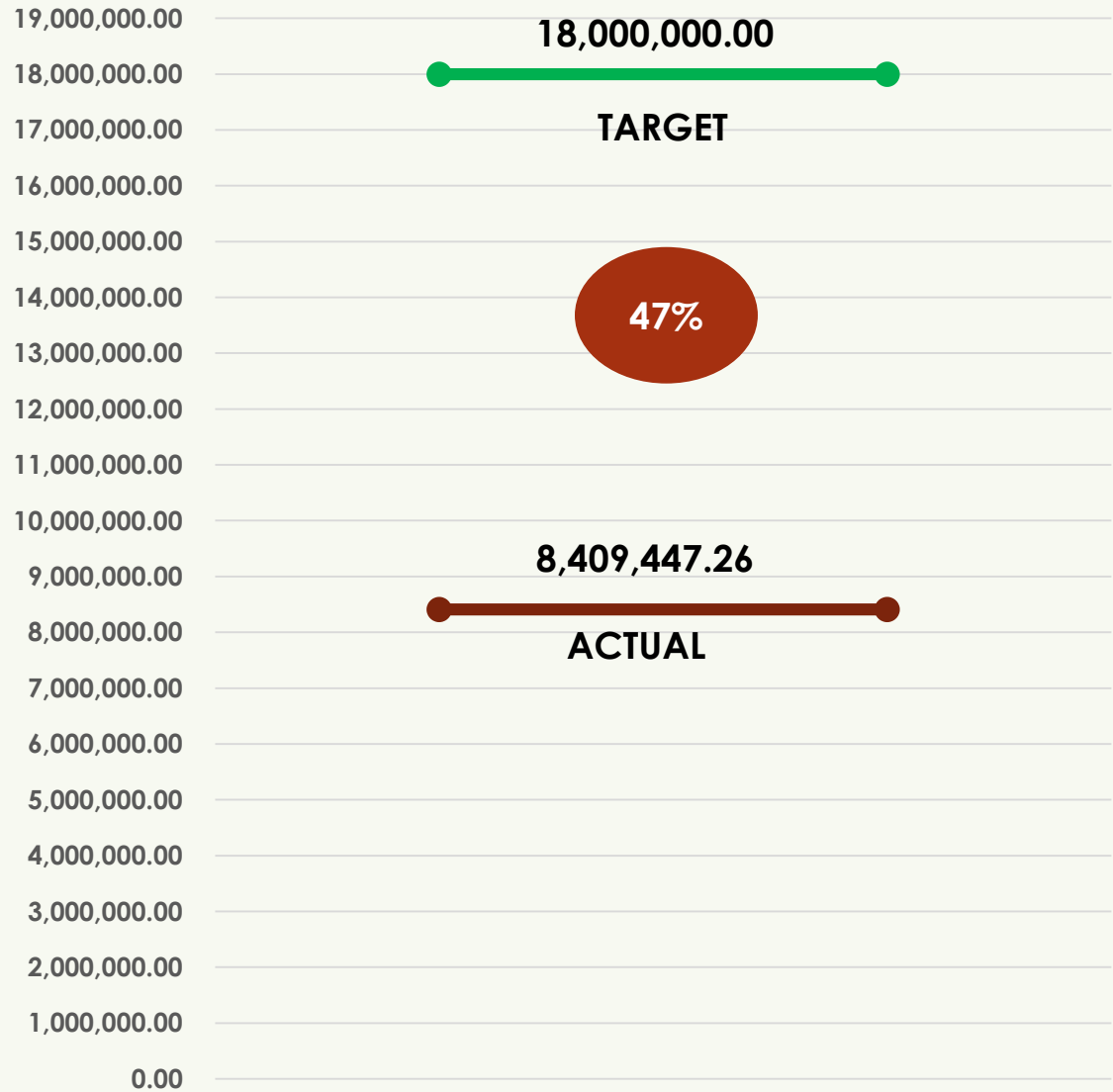
TOTAL GIVINGS

-P- 8,409,447.26



TARGET VS. ACTUAL

2019-2020



2018-2019

